

TAROT READERS ACADEMY

Learning the Opening of the Key

TAROT SUMMER SCHOOL 2016

benebell wen
your instructor

OOTK WORKBOOK

Like the Celtic Cross tarot spread, which is a classic in any tarot reader's repertoire, the Opening of the Key is a divinatory method that is sourced from the Hermetic Order of the Golden Dawn, an occult society organized during the 19th and 20th centuries, though both the Celtic Cross and the Opening of the Key are now used by tarot practitioners from all backgrounds.

Citing publicly available texts authored by key Golden Dawn members, modern practitioners can piece together the Opening of the Key ("OOTK") methodology. This workshop will reconcile three classic Golden Dawn texts that reference the OOTK—*Oracle of the Tarot: A Course on Tarot Divination* (1933) by Paul Foster Case; *Book of Thoth: (Egyptian Tarot)*, Issue 5, (1944) by Aleister Crowley; and *Liber Theta: Tarot Symbolism and Divination: A Traditional Instruction of the R.R. et A.C.* (Expanded and Revised by G|H| Fra. P.) (The College of Thelema, First Edition, based on an 1888 text attributed to MacGregor Mathers and Harriet Felkin).





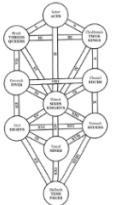
Contemporary interpretations of the OOTK will also be consulted, namely *Tarot and the Magus: Opening the Key to Divination, Magick and the Holy Guardian Angel* (2004) by Paul Hughes-Barlow and an article published by Chic and Tabatha Cicero, "Tarot Trifecta: Three Winning Uses of *The Golden Dawn Magical Tarot*" (2010) in the *Llewellyn Journal*.

Learning the OOTK teaches established tarot divination techniques such as card counting, card pairing and elemental dignities, and incorporating numerology, Kabbalistic principles, and Western astrology. The OOTK synthesizes analytical reasoning with spiritual intuition, and so even if the original format of the OOTK is not adopted by the practitioner, mastery of the OOTK will greatly advance any reader's proficiency and versatility with the tarot.

Introduction

Overview of the Five Operations

Hughes-Barlow: “The Opening of the Key Spread (OOTK) is the crowning glory of the Golden Dawn system of Magic. . . . The five stages of the Spread . . . require the Tarot reader to be familiar with the four elements, astrology, Kabbalah and Enochian Magick. . . . However, common to all five stages are the fundamental techniques of Pairing, Counting and Elemental Dignities – every stage requires them.”

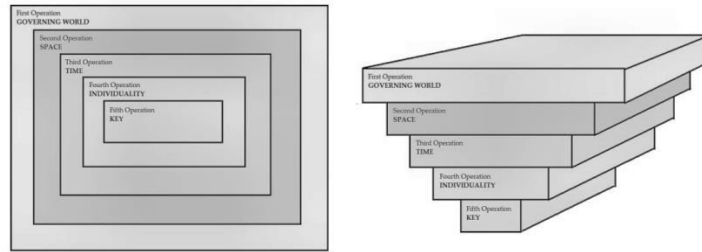
				
First Operation	Second Operation	Third Operation	Fourth Operation	Fifth Operation
<i>Four Worlds; IHVH</i>	<i>Twelve Houses</i>	<i>Twelve Signs</i>	<i>Thirty-Six Decans</i>	<i>Tree of Life</i>
Theme and Main Narrative	Path and Finding the Key to Success	Critical Timing for the Matter at Hand	The Context: General Life Reading	Key: the Answer to the Question
<ul style="list-style-type: none"> • Four pile cut • Card counting • Read narrative • Card pairing 	<ul style="list-style-type: none"> • Twelve piles, cards face down • Read narrative • Card pairing 	<ul style="list-style-type: none"> • Timing and narrative, or • Zodiac spread: read top card 	<ul style="list-style-type: none"> • Twelve three-card readings • Zodiac spread: the dignities 	<ul style="list-style-type: none"> • Tree of life spread • Interpreting the sephira • Read narrative
<i>Intersecting Studies</i> Hermetic Qabalah Kabbalah Numerology Elemental Dignities	<i>Intersecting Studies</i> Western Astrology Elemental Dignities Essential Dignities	<i>Intersecting Studies</i> Western Astrology Elemental Dignities Essential Dignities	<i>Intersecting Studies</i> Western Astrology Hermetic Qabalah Elemental Dignities	<i>Intersecting Studies</i> Hermetic Qabalah Kabbalah Theurgy
Also, Neoplatonism is a running undercurrent throughout the five operations.				

Why Five?

The numerological implications of the five operations relate to the five elements observed in occult practices—Fire, Water, Air, Earth, and Spirit. The **First Operation** bears the initiatory properties of Fire. Like Water, the **Second Operation** is about finding and forging the right spiritual Path. The **Third Operation** delves into the analytical, expressive qualities of Air. The **Fourth Operation** is practical, foundational, like Earth. The **Fifth Operation** is divine revelation and prophecy, connecting us to Spirit.

Foundational Principle for the OOTK

The occult and divinatory practice of the Opening of the Key (OOTK) is rooted in *prisca theologia*, or a singular, united Divinity, or God principle, and that revelation from Divinity can be granted to Man. Furthermore, the OOTK is a form of training or initiation that can be used by an individual practitioner to understand the “one, true theology” of that Divinity.



FIRST OPERATION

Your lot in life. A map of your garden of forking paths. The realm that governs your present life path. *In English:* Which area of life to focus on right now. This is the theme of the current chapter of your life story.

SECOND OPERATION

The physical and metaphysical space you occupy. As we delineate the heavens above with twelve houses, we delineate our personal lives below with twelve sub-themes. **This is where we will find our answer.** *In English:* To get to where you want to go, this is what you need to know. This is the area of your life that contains the problem. Fix this problem and you will be on your way to manifesting success.

THIRD OPERATION

Critical timing of transactions and occurrences. As the sun traverses in its ecliptic through the twelve signs over the course of each year, marking Time, so, too, are the chapters of our lives marked by the twelve signs. *In English:* Read the Third Operation for important insights into timing. To be at the right place at the right time is always the key to success and encountering opportunity. This will reveal how to be at the right place at the right time.

FOURTH OPERATION

As decans rule the planets above, so decans rule personal situations below. Decans shed light on context. Divinatory messages gleaned here will complete the story. *In English:* This is the karma, force majeure, or extenuating circumstances that you will have to work with or work around to achieve success. The decan analysis here provides the seeker with a bullet point list of calls to action and points of reminder or caution. It is the roadmap offered for achieving success.

FIFTH OPERATION

The revelation. Here, connection between you and the Divine is established and through that bridge comes Divine insight for the matter at hand. This is the key given to you that you most need at this moment of life. *In English:* Cryptic or clear, what is divined here in the final operation is the key to unlocking that which before was locked to you. This is the answer you need right now.

VIDEO
TUTORIALS
CHECKLIST

- ☐ 01. Introduction
- ☐ 02. Three-Minute OOTK Run-Through

A Note on Tarot Deck Selection

The B.O.T.A. Tarot? Oswald-Wirth? Thoth? Any Marseille-based deck? Or can you use the Rider-Waite-Smith for the OOTK? What about a Hello Kitty or Doreen Virtue tarot? Which tarot deck is the “right” deck to use for esoteric tarot practices? The answer to that question will vary, depending on the level of snobbery of the practitioner.

If you’re using this workbook, then I presume you’re an intermediate tarot practitioner, and so you probably have that one deck that feels like home to you. It is that one deck with imagery and symbolism you know so well that you can spot them anywhere. If you’ve got an “important” question to ask, that is the tarot deck you go to. *That’s* the tarot deck to use for the OOTK.

Your Tarot Deck of Choice for the OOTK:

The Invocation

Theoretical Purpose: To alter the practitioner’s state and attune to a higher consciousness.

“I invoke thee, I A O, that thou wilt send H R U, the great Angel that is set over the operations of this Secret Wisdom, to lay his hand invisibly upon these consecrated cards of art, that thereby we may obtain true knowledge of hidden things, to the glory of thine ineffable name. Amen.”

Crowley; Mathers

Must you recite an invocation prior to commencing the OOTK? Yes and no. The invocation noted above is from a specific esoteric tradition. If that is not the tradition you observe, then it doesn’t make much sense to use the Hermetic invocation.

Think of the invocation as a prayer, mantra, affirmation, sutra, or a sacred utterance that helps you to tune in to a higher vibrational frequency than the one you might normally function on. The invocation is about setting a frame of mind and preparing yourself physically, emotionally, and spiritually for divinatory work.

How will you set your frame of mind and prepare yourself for serious divinatory work?

Selecting the Significator

Paul Foster Case: “[The significator] is the card chosen to represent the Querent, or person for whom a divination is made. This may be Le Bateleur (Key 1, Magician) for a man, or La Papesse (Key 2, High Priestess) for a woman.”

Identify as Male:	Identify as Female:
Key I: The Magician	Key II: The High Priestess

Israel Regardie: Select significators among the court cards, based on the Querent’s physical appearance.

King:	40+ year old man	Wands:	Fair folk, blue eyes, light hair
Queen:	40+ year old woman	Cups:	Light, dull hair; gray or blue eyes
Knight:	Man under 40	Swords:	Brown hair; hazel eyes
Page (Knave):	Young man or woman	Pentacles:	Very dark hair; dark eyes

Paul Foster Case: In his text, Case also notes the option of choosing a significator “based on the Querent’s birth-date.” Use the Querent’s astrological sun sign to select a card, either from the Majors or among the courts.

ARIES Mar 21 – Apr 19 <i>Major:</i> IV Emperor <i>Court:</i> Wands	TAURUS Apr 20 – May 20 <i>Major:</i> V Hierophant <i>Court:</i> Pentacles/Coins	GEMINI May 21 – Jun 20 <i>Major:</i> VI Lovers <i>Court:</i> Swords	CANCER Jun 21 – Jul 22 <i>Major:</i> VII Chariot <i>Court:</i> Cups
LEO Jul 23 – Aug 22 <i>Major:</i> VIII/XI Strength <i>Court:</i> Wands	VIRGO Aug 23 – Sep 22 <i>Major:</i> IX Hermit <i>Court:</i> Pentacles/Coins	LIBRA Sep 23 – Oct 22 <i>Major:</i> XI/VIII Justice <i>Court:</i> Swords	SCORPIO Oct 23 – Nov 21 <i>Major:</i> XIII Death <i>Court:</i> Cups
SAGITTARIUS Nov 22 – Dec 21 <i>Major:</i> XIV Temperance <i>Court:</i> Wands	CAPRICORN Dec 22 – Jan 19 <i>Major:</i> XV Devil <i>Court:</i> Pentacles/Coins	AQUARIUS Jan 20 – Feb 18 <i>Major:</i> XVII Star <i>Court:</i> Swords	PISCES Feb 19 – Mar 20 <i>Major:</i> XVIII Moon <i>Court:</i> Cups

The above astrological to tarot correspondences are based on principles from the Hermetic Qabalah.

Aleister Crowley; Macgregor Mathers: “Choose a card to represent the Querent, using your knowledge or judgment of his character rather than dwelling on his physical characteristics.” See reference table on subsequent page, “Selecting a Court Card Significator.”

Assess the many approaches to selecting a significator card and adopt the approach that most resonates with you. In my personal practice, my general rule is to use court cards based on sun signs, but reserve an exception to use a Major Arcanum when I intuit it to be a more appropriate significator for a particular seeker.

Selecting a Court Card Significator

THE TAROT COURT (Paul Foster Case)		PAGE	KNIGHT	QUEEN	KING
		Child or Young Female	Young Male	Adult Female	Adult Male
		Unmarried Female	Unmarried Male	Married Female	Married Male
WANDS	<i>Appearance:</i>	Light hair, light eyes, light complexion; striking, dynamic features; high energy			
	<i>Sun Astrology:</i>	Aries (Mar 21 – Apr 19), Leo (Jul 23 – Aug 22), Sagittarius (Nov 22 – Dec 21)			
	<i>Profession:</i>	Creative fields, healthcare, shop trades			
	<i>Personality:</i>	Creative, motivated	Impetuous, cavalier	Self-assured, magnanimous	Passionate, authoritarian
CUPS	<i>Appearance:</i>	Light hair, medium eyes, light complexion; soft, misty look; expressive facial features			
	<i>Sun Astrology:</i>	Cancer (Jun 21 – Jul 22), Scorpio (Oct 23 – Nov 21), Pisces (Feb 19 – Mar 20)			
	<i>Profession:</i>	Clergy, spiritual; counseling, psychology, social sciences, arts and humanities			
	<i>Personality:</i>	Sensitive, soft shell, dreamer	Charming, artistic, romantic	Spiritual, dramatic, nurturing	Paternal, wise, noble, poetic
SWORDS	<i>Appearance:</i>	Dark hair, dark eyes, light to medium complexion; sharp, alert, intelligent look; refined			
	<i>Sun Astrology:</i>	Gemini (May 21 – Jun 20), Libra (Sep 23 – Oct 22), Aquarius (Jan 20 – Feb 18)			
	<i>Profession:</i>	Analytical careers, law and philosophy, technical fields, communications and media			
	<i>Personality:</i>	Assertive, sharp, high intelligence, perspicacious	Gallant, heroic, domineering, dauntless	Accomplished, solitary, mentally sharp, analytical	Stern, elitist, intellectual, analytical
COINS*	<i>Appearance:</i>	Dark hair, dark eyes, dark complexion; calm, grounded; classic look with serious eyes			
	<i>Sun Astrology:</i>	Taurus (Apr 20 – May 20), Virgo (Aug 23 – Sep 22), Capricorn (Dec 22 – Jan 19)			
	<i>Profession:</i>	Corporate, business, finance, administration, commerce, fashion, entrepreneurial			
	<i>Personality:</i>	Stylish, trend-setting, practical, scholarly	Methodical, rational, loyal, conventional	Resourceful, sensible, affluent, charitable	Enterprising, broad shoulders, clever, executive

* The word “Pentacles” would not fit in this table cell, so I went with “Coins.”

Significator Card You Selected:

First Operation | Theme and Main Narrative

First Operation	Second Operation	Third Operation	Fourth Operation	Fifth Operation
<i>Four Worlds; IHVH</i>	<i>Twelve Houses</i>	<i>Twelve Signs</i>	<i>Thirty-Six Decans</i>	<i>Tree of Life</i>
Theme and Main Narrative	Path and Finding the Key to Success	Critical Timing for the Matter at Hand	The Context: General Life Reading	Key: the Answer to the Question
<ul style="list-style-type: none"> • Four pile cut • Card counting • Read narrative • Card pairing 	<ul style="list-style-type: none"> • Twelve piles, cards face down • Read narrative • Card pairing 	<ul style="list-style-type: none"> • Timing and narrative, or • Zodiac spread: read top card 	<ul style="list-style-type: none"> • Twelve three-card readings • Zodiac spread: the dignities 	<ul style="list-style-type: none"> • Tree of life spread • Interpreting the sephira • Read narrative

FIRST OPERATION

Your lot in life. A map of your garden of forking paths. The realm that governs your present life path. *In English:* Which area of life to focus on right now. This is the theme of the current chapter of your life story.

VIDEO TUTORIALS CHECKLIST	<input type="checkbox"/>	03. First Operation
	<input type="checkbox"/>	04. First Operation: Optional Procedures
STUDY GUIDES CHECKLIST	<input type="checkbox"/>	Card Counting: Numerical Assignments in the Major Arcana
	<input type="checkbox"/>	Numerological Correspondences for Reading Tarot

Card Reversals

I observe card reversals and generally when reading the narratives (or string analysis) in the OOTK, reversals are significant to me because they indicate untapped potential, or forces that the seeker needs to activate. However, reading with reversals is entirely a matter of personal preference. I have not come across any primary sources on the OOTK that explicitly mandate the use of reversals.

The purpose of the OOTK is to raise your psychic consciousness and attune you to the same vibrational frequency as Divinity. That is how revelations come through. To achieve that, your intuition needs to be at its most empowered state. For all practical purposes, if card reversals will trip you up, then it would be counterproductive to the very purpose of the OOTK for you to use reversals.

The Four Worlds | Four Primal Elements



Earth



Air



Water



Fire

2nd



1st

4th



3rd



H₂

V

H₁

I

Assiah
Active World
Malkuth

Yetzirah
Formative World
Netzach
Hod
Yesod

Briah
Creative World
Chesad
Geburah
Tiferet

Atziluth
Archetypal World
Keter
Chokhmah
Binah

The Four Worlds are four planes in the universe that are a continuum between the spirit realm and the human world. Understanding where your energies concentrate in the spirit realm among the Four Worlds will help you understand what is going on in your personal life.

Primal Fire to Primal Air
The Active Elements

Primal Fire to Primal Water
Primal Air to Primal Earth
Active Elements Beget the Passive

IHVH (YHVH):
Four Primal Elements
Four Worlds
Four Directions
Four Guardians
Four Planes of Human Life

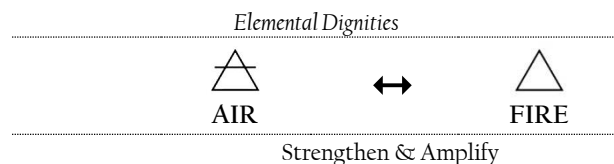
“Simply by inspection of the relative heights of the piles, an impression can be gained of relative excesses and lacks in the life of the client.”

– Hughes-Barlow

Cut 1: 1st and 2nd

Primal Fire to Primal Air
The Active Elements

From the Divinity of Creation descended four metaphysical realms. The First Light (FIRE, Archetypal World) beget that which would bring about Formation (AIR, Formative World). . .



EARTH

AIR

WATER

FIRE

2nd



1st

H₂

V

H₁

I

Assiah
Active World

Yetzirah
Formative World

Briah
Creative World

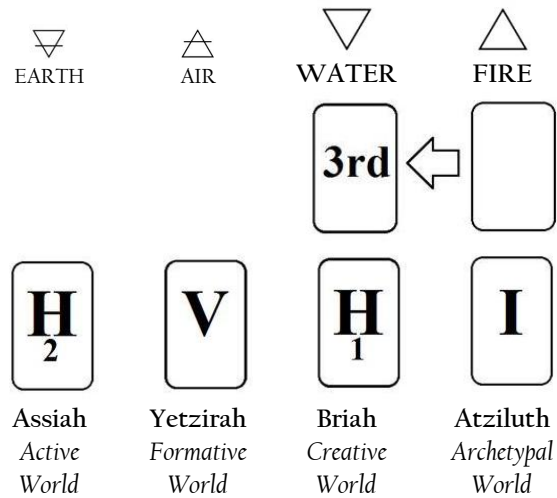
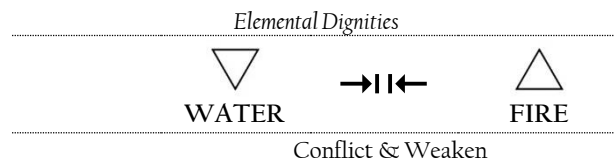
Atziluth
Archetypal World

Cut 2: 3rd

Primal Fire to Primal Water

Active Element Beget the Passive

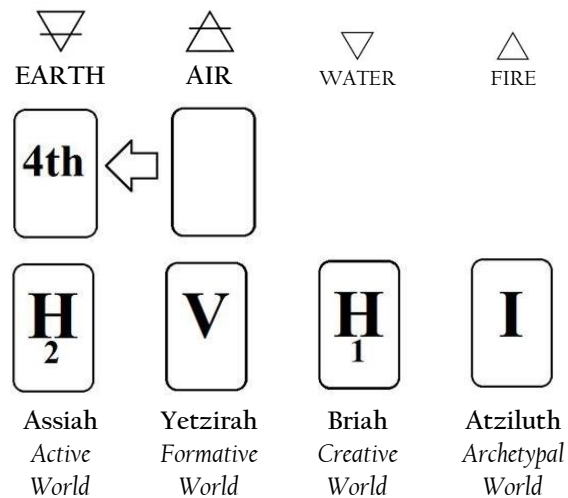
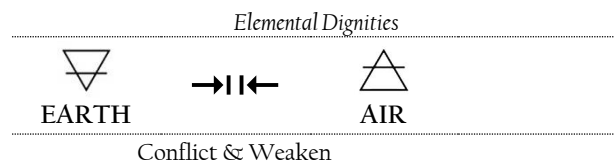
... Then the First Light (FIRE) begot that which would bring about Creation (WATER, Creative World).

**Cut 3: 4th**

Primal Air to Primal Earth

Active Element Beget the Passive

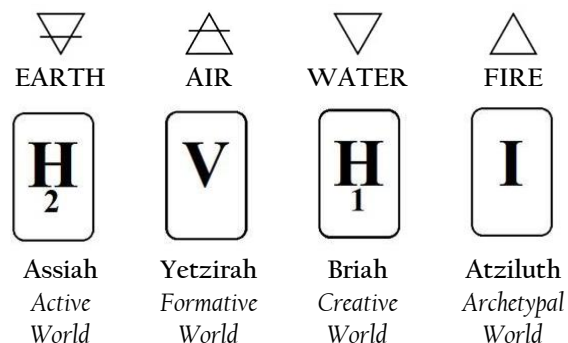
... The Formative World (AIR) then begot that which would compel Action (EARTH, Active World).



To open the Four Worlds, it takes 3 cuts, mimicking the three holy derivatives (trinitarian principle) from the Divine (God principle) that created the universe and the ten sephiroth of the Tree of Life. (Noting the *Sepher Yetzirah*. See supplemental guide, “Sepher Yetzirah Trumps Correspondence Table.”)

Opening the Four Worlds

These Four Worlds are embedded into the Divine Name (IHVH or YHVH), embodied in the four metaphysical elements (FIRE, WATER, AIR, EARTH), four archangels, four seasons, four directions, four gospels, and the four quadrants of astrology. Here, Kabbalistic principles and Western astrology intersect.



In plain English, these Four Worlds also correspond to the four quadrants that express human life.



MONEY





SOCIAL

LOVE

WORK

H2 Earth <i>Active World</i> Material Plane	V Air <i>Formative World</i> Intellectual Plane	H1 Water <i>Creative World</i> Emotional Plane	I Fire <i>Archetypal World</i> Physical Plane
Money Matters Assets/Resources Property Issues Business/Commerce	Ambitions/Glory Social Communication Community Relations External Sphere	Love/Relationships Home & Family Domestic Issues Internal Sphere	Work/Career Health/Wellness Passion Projects; Fertility Personal Identity
<i>Astrological Houses</i> 2 6 10	<i>Astrological Houses</i> 3 7 11	<i>Astrological Houses</i> 4 8 12	<i>Astrological Houses</i> 1 5 9
<i>Astrological Signs</i> ♈ ♎ ♊	<i>Astrological Signs</i> ♈ ♎ ♊	<i>Astrological Signs</i> ♈ ♎ ♊	<i>Astrological Signs</i> ♈ ♎ ♊

Cut the cards and open the Four Worlds. Note your results below. Darken the “□” for the card pile the significator was found in. This is the subject matter of the query and/or the area of life the querent must focus on at this stage of life. *Note:* In my personal practice, I will read the top-most card for each open pile as an extra divinatory message about that particular area of life. If you’d like to adopt that practice, then jot down the top-most card in the space provided after the “□”.

 EARTH Material Plane MONEY	 AIR Intellectual Plane SOCIAL	 WATER Emotional Plane LOVE	 FIRE Physical Plane WORK
Money Matters Assets/Resources Property Issues Business/Commerce	Ambitions/Glory Social Communication Community Relations External Sphere	Love/Relationships Home & Family Domestic Issues Internal Sphere	Work/Career Health/Wellness Passion Projects; Fertility Personal Identity



Top-Most Card of Pile:	Top-Most Card of Pile:	Top-Most Card of Pile:	Top-Most Card of Pile:
------------------------	------------------------	------------------------	------------------------

“Once the cards have been cut into the various piles the order of the String of cards is not changed. This is very important. . . . An important ruling when reading the Opening of the Key spread is ‘do not change the order of the cards.’” – Hughes-Barlow

If you’ve asked a specific question for the divination...

...then determine which theme (Fire, Water, Air, or Earth) best expresses the subject and nature of your question. Go straight to that pile to see if the significator card is in that pile. If it is *not* in that pile, then start with Fire and go through the piles to locate the significator. The discrepancy between what you thought would be the card pile your significator would appear in and where it actually appears will indicate that you have been misdirecting your focus, and the misdirection is one of the causes of the problems you’re experiencing at present.

If you’re performing the OOTK for a general reading...

...then start with the right-most Fire pile and work your way left-ward to locate the significator card. Stop at the card pile that you find the significator is in.

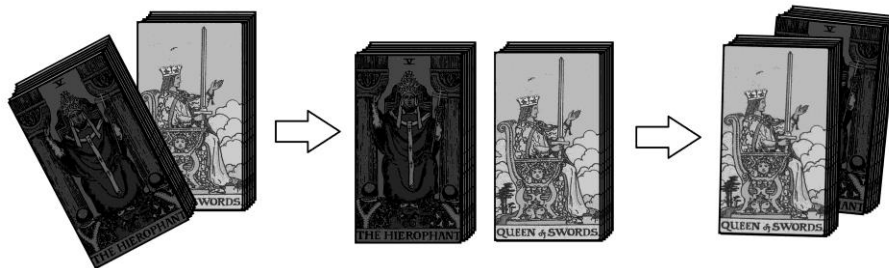
Eerie synchronicities

As you gain in proficiency with using the OOTK for divination, you’ll also gain in remarkable psychic experiences.

The Tarot Sutras | Card Counting

“The Counting Technique can be seen as following a thread through the reading that unites apparently unconnected cards. The process of unraveling the knots of the reading is a familiar experience too.”
– Hughes-Barlow

Take the card pile that the significator is in and move the front section of cards preceding the significator to the back, so that the first and top-most card in the pile becomes the significator.



This procedure does not change the order of cards. It only shifts the starting point, or point of view. It is the difference between narrating in third person omniscient and narrating in first person. The “first person” point of view is needed here for direct connection to the Divine, which comes through the progression of the five operations.

“Arrange the cards of the pile containing the Significator in a wheel . . . Place the Significator at the top of the wheel, but be careful not to alter the sequence of the cards. Count around the wheel, beginning with the Significator, as explained below. . . . [T]his counting will bring you to a card you have touched before. This card is invariably the most important card at this stage.” – Case, *Oracle of the Tarot*

Using the numerical assignments reference table on the subsequent page, commence card counting. The cards selected will then be read as a narrative. The Case, Crowley, and Mathers texts essentially instruct to read intuitively and “tell a story” from the string of cards. In this workbook, we will deconstruct what it might mean to read intuitively or “tell a story.”

For now, study the “Numerical Assignments” reference table. Watch the tutorial videos to get a sense of how the card counting is performed.

Directionality:

Note whether the figure depicted on your significator card faces left or faces right. That is the card’s directionality. Even if there is no figure or the figure depicted does not clearly face a particular direction, note whether the balance and weight of the card imagery tends toward the left or tends toward the right. That will be the card’s directionality.

Case. Direction the figure in the court card is facing.

Additional Information from Directionality: Left-right symbolism reveals the predisposition that motivates the on the subconscious level. Directionality here reveals that predisposition.

Left-brained; logic and analysis reliant; rational-based. Methodical approach to problem-solving. Possesses a personal faith in a grand, intelligent, organized Divine design.		Right-Facing Court Card
Left-Facing Court Card	Right-brained; emotion and intuition reliant; creativity-based. Holistic approach to problem-solving. Possesses a personal skepticism of mainstream ways of thought.	

Hughes-Barlow.

Significator is Upright		Significator is Reversed	
Page (Princess) or Queen	Clockwise	Page (Princess) or Queen	Counterclockwise
Knight or King (Prince)	Counterclockwise	Knight or King (Prince)	Clockwise
Other Major or Minor	Clockwise	Other Major or Minor	Counterclockwise

Which direction does your significator card face?



Right (left-brained, methodical, rational)



Left (right-brained, creative, intuitive)

Which direction will you be performing the card counting for your OOTK?



Clockwise



Counterclockwise

Numerical Assignments:

MAJOR ARCANA							
Planetary Cards ¹		9	Zodiac Cards ²		12	Elemental Cards ³	3
I	The Magician		IV	The Emperor		0	The Fool
II	The High Priestess		V	The Hierophant		XII	The Hanged Man
III	The Empress		VI	The Lovers		XX	Judgement
X	Wheel of Fortune		VII	The Chariot			
XVI	The Tower		VIII	Strength			
XIX	The Sun		IX	The Hermit			
XXI	The World		XI	Justices			
			XIII	Death			
			XIV	Temperance			
			XV	The Devil			
			XVII	The Star			
			XVIII	The Moon			
MINOR ARCANA ⁴							
Ace ⁵	II	5	Six		6	Page ⁶	7
Two		2	Seven		7	Knight ⁷	4
Three		3	Eight		8	Queen ⁷	4
Four		4	Nine		9	King ⁷	4
Five		5	Ten		10		

Notes:

- 1 The Seven Sacred Planets + the Two Moon Nodes (Hebrew Double Letters)
- 2 Twelve Signs of the Zodiac (Hebrew Single Letters)
- 3 The Three Seed Elements (Mother Letters)
- 4 Pips, Two – Ten: The Sephira Numbers
- 5 II Mathers; Crowley; Case (Rationale not specified in publicly available texts)
5 Hughes-Barlow; Ciceros Five Elements: Fire, Water, Air, Earth, Spirit
- 6 Seven Palaces of Malkuth
- 7 Four Letters YHWH; Four Worlds
(Represented in three court cards, likened to the three manual cuts it takes to open the four worlds and the three holy derivatives per the *Sepher Yetzirah*.)

Preliminary Consideration. Note the discrepancy in the numerical assignment for Aces. Mathers, Crowley, and Case assign the number 11 to Aces, but in the contemporary Hughes-Barlow and Cicero texts, Aces are assigned the number 5. Decide which numerical assignment you will adopt and note it below.




Aces are 11 (Mathers, Crowley, Case)



Aces are 5 (Hughes-Barlow, Ciceros)

According to the Numerical Assignments reference table, what is the numerical assignment of your significator card?

Example of Directionality Selection:



Whether or Not to Count the Significator Card as 1:


The texts seem to be silent on this issue, so you will have to decide for yourself whether to consider the significator card as count 1 of the card counting procedure or to start the count with the first card over, adjacent to the significator.

Here is one approach to the metaphysical implications of whether to count the significator:

SIGNIFICATOR AS COUNT 1 → Seeking counsel on the willpower the Self must exert.

NEXT CARD AS COUNT 1 → Seeking counsel on the greater external forces at play.

Example of Card Counting with Significator as Count 1 and Resulting Narrative:



The significator, the Queen of Swords, is assigned the number 4. Counting the Queen as count 1, the fourth card will be The Moon. From there, continue the card counting until you land on a card that was previously selected *or* you land directly on the significator card.

1. Queen of Swords	=	4	→	The Moon
2. The Moon	=	12	→	Three of Wands
3. Three of Wands	=	3	→	Judgement
4. Judgement	=	3	→	Six of Cups
5. Six of Cups	=	6	→	Eight of Wands
6. Eight of Wands	=	8	→	Judgement

Note that in Line 6, the card landed on after 8 counts from the Eight of Wands is Judgement, which was previously selected in Line 3 (from the Three of Wands to Judgement). Selected cards are marked in the diagram with stars.

After you've placed all the cards in the selected card pile into a circle, begin the counting process and note the counts below. You probably won't need every line space provided below, but if it happens that you need more, simply copy the line designation format and continue until you stop at a previously selected card. In other words, the card name you write in the right-most column "Card You Land On Per Count" is a card name that has already appeared earlier in that same column.

Line #	Card Name	=	Numerical Assignment	→	Card You Land On Per Count
1		=		→	
2		=		→	
3		=		→	
4		=		→	
5		=		→	
6		=		→	
7		=		→	
8		=		→	
9		=		→	
10		=		→	
11		=		→	
12		=		→	


Note the last repeating card that concluded your card counting:

Keywords for meaning and interpretation of that repeating card:

Order of Cards for the Narrative:

After card counting, the selected cards from the count are taken out and read as a narrative. However, the Case, Crowley, and Mathers texts are silent on how exactly the cards are to be drawn out of the circle or even how the narrative should be read. The texts imply an intuitive read of the cards.

Logically, there are two possible ways to order the selected cards into a narrative:




Approach #1

Narrative is in the order of the cards selected, per the card counting. (Note Lines 1-6 earlier.)



Approach #2

Narrative is in the order of the cards as they appear in the string, around the circle after the significator.



Approach #1 relies on the principle that the numerical assignments of the card counting (which come from a sacred text) are a mode of communication between the Divine and you, and therefore the specific order that the cards were marked during the card count should be the order of cards that the Divine is transmitting the revelation.

Approach #2 stays true to one of the rules that all the texts, primary and contemporary, emphasize: do not change the order of cards as they had appeared when you opened the Four Worlds in the First Operation. Approach #2 doesn't change the order (whereas pulling the cards into a narrative per the order of card count does) and is only reading selected cards, in order, from the identified card pile.

Decide which approach resonates with you most and adopt it for your personal practice.



Approach #1, order per card count.



Approach #2, as ordered in the circle.

Personally, I tend to go with Approach #2 for a mundane reason—in actual practice and during professional readings, it's hard to remember what the exact order from the card count is, whereas it's easy to simply pick up the cards in the order that they appear around the circle.

Note whether there is an odd or even number of cards in your narrative. Per Crowley and Mathers, an odd # means your willpower must respond to that singled odd card out. If an even # of cards, then the solution will depend heavily on external forces available to you.



Resulting narrative is ODD numbered. Personal willpower must respond to the singled card.



Resulting narrative is EVEN numbered. Solution will rely heavily on fate, kismet, karma, and external forces.


Analytical Approach to Reading a Narrative

The below is a rudimentary and simplified way to deconstruct the string of cards into a narrative.

#	Line of inquiry	Following the approach, write out your reading interpretation of the narrative result.
1	<p>“YOU (The Querent) FEEL...”</p> <p>Scan the cards for a symbol that upon immediate first impression triggers an emotion in you. State that emotion.</p> <p><i>Example.</i> You see the Queen of Swords and your immediate empathic feeling is, “You feel alone.”</p>	
2	<p>“YOU THINK...”</p> <p>Scan the cards for a symbol that expresses an idea.</p> <p><i>Example.</i> The Six of Cups triggers: “Your thoughts are trapped in the past, on an old flame perhaps...”</p>	
3	<p>“YOU ARE CURRENTLY...” (What)</p> <p>Scan the cards for a figure or a representative gesture of the querent’s status quo.</p> <p><i>Example.</i> The Three of Wands triggers, “You are currently in stasis, waiting for opportunity to come to you.”</p>	
4	<p>“I SEE...” (Intuitive Visionary Projection)</p> <p>Scan the cards for the first symbol or sign that captivates you. What does that symbol represent to you? Use that symbol to trigger an intuitive vision and project into the future possibilities.</p> <p><i>Example.</i> The symbol of the crayfish in The Moon draws you in, so you say, “I see you leaving the small pond and embarking on new terrain, like a fish about to journey by land. That is the pathway to finding the love and romance you seek—you must be like a fish out of water. But as it turns out, you’re amphibious.”</p>	


Card Pairing

After reading the narrative, pair the cards, first with last, second with second to last, etc. and examine each pair per elemental dignities. If there an odd number resulting in a single card, that single card is the most important message for the querent to know.



Narrative per Approach #2

In the given example, the first card of the narrative, Judgement, is paired with the last card, the Three of Wands. The second card, The Moon, is paired with the second to last card, the Eight of Wands. There is an odd card singled out, the Six of Cups, which means an important message for the querent to know.



Pair #1

Pair #2

Single Odd Card

“The Golden Dawn advocated the use of the Dialectic in divination. . . . [T]he diviner is required to formulate arguments for and against success in the object of divination, and to come up with a preliminary judgment.” – Hughes-Barlow





“The Pairing Technique is based upon principles of polarity derived from an understanding of the Tree of Life. . . . With the practice of Pairing and Counting, [i.e., forces of action and reaction; unity and disunity; exchanging magnetism; attracting and repelling; energetic flow of currents] [become] a tangible experience.” – Hughes-Barlow

Purpose. Card pairing and reading the pairs in a string of cards or narrative is a divination technique that supplements your intuitive reading of the narrative. Card pairing integrates a figurative form of alchemy and utilizes elemental dignities to gain insights into the essential nature of the cards in a given spread.

Note the pairs in your narrative and any odd cards singled out, as applicable.
(For single cards when there is an odd number, strike out the “Card 2:” box and write N/A.)

Card 1:		Card 1:		Card 1:	
Card 2:		Card 2:		Card 2:	
Card 1:		Card 1:		Card 1:	
Card 2:		Card 2:		Card 2:	

Reading the Pairs | Elemental Dignities

 Fire		 Water		 Air		 Earth	
IV Emperor VIII/XI Strength X Wheel of Fortune XIV Temperance XVI Tower XIX The Sun		II High Priestess VII Chariot XII Hanged Man XIII Death XVIII The Moon XX Judgement ²		0 The Fool I The Magician ¹ VI The Lovers XI/VIII Justice XVII The Star		III The Empress V Hierophant IX The Hermit XV The Devil XXI The World	
Suit of Wands		Suit of Cups		Suit of Swords		Suit of Pentacles	
Dignified	Air	Dignified	Earth	Dignified	Fire	Dignified	Water
Ill-Dignified	Water	Ill-Dignified	Fire	Ill-Dignified	Earth	Ill-Dignified	Air
Neutral	Fire Earth	Neutral	Water Air	Neutral	Air Water	Neutral	Earth Fire

Notes:

1 I The Magician is either Air or Earth

2 XX Judgement is either Water or Fire

Dignified: These two elements strengthen, amplify, and empower one another.

Ill-Dignified: These two elements attenuate, are in conflict, and weaken one another.

Print out as many copies of the next page as there are pairs of cards and use it to analyze each pair for their elemental dignities. In general, the “Analytical Approach to Card Pairing & Assessing Elemental Dignities” flow chart can be used to help you understand elementals.

Analytical Approach to Card Pairing & Assessing Elemental Dignities

*Print out as many copies of this page as there are pairs of cards
and use it to analyze each pair for their elemental dignities.*

For each pair produced by the divination, fill out the following table to assess that pair:

<i>Card 1</i>	<i>Card 2</i>
<i>Card 1 Divinatory Meaning (Keywords)</i>	<i>Card 2 Divinatory Meaning (Keywords)</i>
<i>Elemental Dignity of Card 1 (Fire, Water, Air, etc.)</i>	<i>Elemental Dignity of Card 2 (Fire, Water, Air, etc.)</i>



Check one:

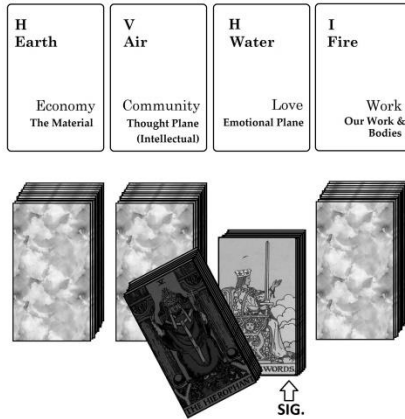
- ☐ This is a FIRE and WATER pairing, so they weaken. At this point, personal willpower will be the deciding factor on the outcome of the situation.
- ☐ This is an AIR and EARTH pairing, so they weaken. At this point, personal willpower will be the deciding factor on the outcome of the situation.
- ☐ This is a FIRE and AIR pairing, so they strengthen. The divinatory meaning of the two cards is likely to come true.
- ☐ This is a WATER and EARTH pairing, so they strengthen. The divinatory meaning of the two cards is likely to come true.
- ☐ OTHER: The divinatory meaning of the two cards represents significant possibilities and is a message from the Divine that the querent needs to hear to trigger the optimal outcome.



<i>Reading the Pair: Final Divinatory Meaning Yielded by Card 1 and Card 2 Together</i>
In every pairing, one is dominant and one is submissive. In this pair, intuit the card that seems to be dominant. <i>Note.</i> Majors dominate over Minors; higher numbered pips dominate over lower numbered; Aces are strong; courts are ranked by hierarchy.
How does the meaning of the submissive card supplement the meaning of the dominant card?
Additional notes & observations:

OPTIONAL PROCEDURES to incorporate into your OOTK approach

String Analysis of Entire Card Pile (i.e., All Cards in Pile or World of Significator)



Prior to the exercises of card counting and pairing, some masters such as Hughes-Barlow instructs on string analysis for the entire pile of cards that the significator is found in during the Opening of the Four Worlds.

If at this point it is too late to try out the string analysis for the entire card pile in your current OOTK practice run-through alongside this workbook, then make a note of this optional procedure and incorporate it into a future OOTK practice run-through.

Generally, I don't use this procedure in my own approach to the OOTK, but I *do* incorporate assessment of the top-most card (Line 1 below), will make special note of the Major Arcana cards, and while reading a narrative, will make note of any pairs, or threes of a kind, or even fours of a kind (when that happens).

If incorporating full string analysis, follow the below method of reasoning and record your results in the column at right.		
1	Top-Most Card Overview Theme Thesis <i>General Divinatory Meaning</i>	
2	Total Number of Cards (Numerology) <i>Corresponds with a Major Arcanum</i>	
3	Center Card (Odd # of Cards) or Card Pair (Even # of Cards) <i>What to Focus on</i>	Crowley; Mathers: Odd #: Seeker's will must respond to the odd card Even #: Solution depends on external forces
	<table><tr><td>Odd # of Cards: $\frac{\text{Total \#}}{2} = X$ Nth Card in String: $X + 1$</td><td>Even # of Cards: $\frac{\text{Total \#}}{2} = X$ Nth Cards in String: <u>Card 1</u>: X <u>Card 2</u>: $X + 1$</td></tr></table>	
Odd # of Cards: $\frac{\text{Total \#}}{2} = X$ Nth Card in String: $X + 1$	Even # of Cards: $\frac{\text{Total \#}}{2} = X$ Nth Cards in String: <u>Card 1</u> : X <u>Card 2</u> : $X + 1$	
4	The Major Arcana Extenuating circumstances	
5	The Minor Arcana Elemental Dignities—which suit dominates in the string?	
6	Court Cards People or characters in the situation	

Methodical approach for string analysis continued

7	Any Pairs, Threes- or Fours- of a Kind (If applicable)	
8	Card Reversals (Optional)	

Unaspected Cards

After card counting around the circle and pulled out the selected cards for reading the narrative, the remaining unselected cards in the circle are the **unaspected cards**.

The term “unaspected” comes from astrology, indicating planets or celestial bodies in a horoscopic chart that are not at any significant interpretative angles with other planets or celestial bodies. The term “unaspected” is used here to indicate the cards in the circle that do not bear any relation to the other cards by way of the card counting.

In the diagram noted to the right, the stars mark the selected cards per card counting, or the cards you would read for the narrative. The un-marked cards are the unaspected cards.



“[T]he unaspected cards represent untapped potential within the Querent. It is like a child who wants to ride a bicycle for the first time – it has the motor skills to do this, but they are not coordinated, and it takes several attempts and setbacks before the basic skills are mastered. The unaspected cards can also be seen as challenges or areas of life that had not previously been considered. . . . The unaspected cards come from the Holy Guardian Angel. They represent events that are happening “at higher levels of the Tree of Life, perhaps at Kether or in the Supernal Triangle.” – Hughes-Barlow

Cards selected from the card counting (the cards marked by the star) ascertain the nature of the Holy Guardian Angel or lessons needed to be learned before union and communion with the Holy Guardian Angel. **Unaspected cards** (unmarked cards in the circle) reveal to you what you did not see or could not see clearly before. Reading unaspected cards is an optional procedure. Perhaps the difference between choosing to read the unaspected cards and not is the distinction between divination and fortune telling.

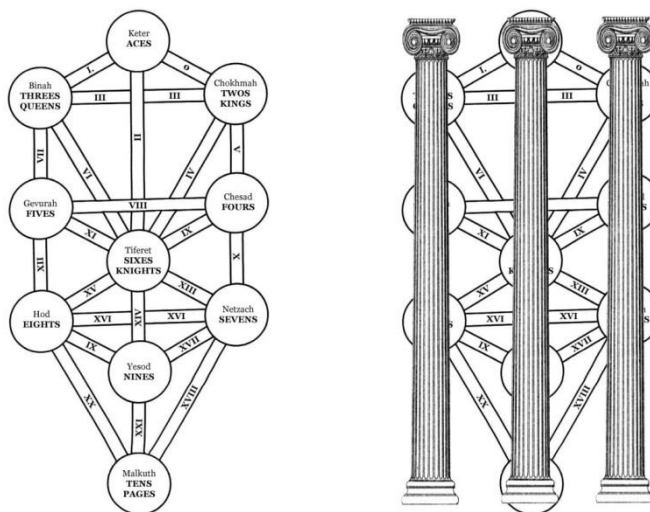
DIVINATION

Since you are coming from a place of humility and unknowing, you are praying to the Divine to lend insight into what it is you must know, what the Divine will have you know at this time. Thus, revelation must come from divinely ordained cards, such as through card counting or card pairing, exercises rooted in the principles from sacred texts. Peeking at any other cards would be gaining knowledge that the Divine has not directly revealed to you through divination.

FORTUNE TELLING

Since you are coming from a place of empowerment and all-knowing, you are using your powers to know as much as you can. Thus, turning over every rock for discovery of otherwise esoteric or occulted insights is key to your principles and approach. Peeking at cards, such as unaspected cards, enable you to gain knowledge through the exercise of your occult powers. While divination presumes being led by a God, fortune telling presumes the potential of personal omniscience.

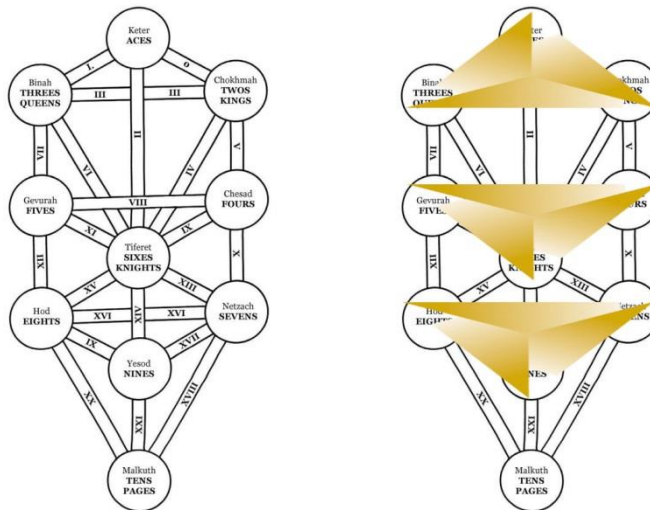
Three Pillars | Pillar Analysis Applies to Entire String (i.e., All Cards in Pile or World of Significator)



The Tree of Life forms three vertical columns or pillars. The grouping of sephiroth in each of the three pillars will share certain characteristics and attributes. The **Pillar of Severity** is the feminine or yin side of Existence. In terms of magnetic polarity, the left-most pillar is negative in its charge. The sephiroth here are Binah, Gevurah, and Hod. The **Pillar of Mercy** is the masculine or yang side of Existence. In terms of magnetic polarity, the right-most pillar is positive in its charge. The sephiroth here are Chokhmah, Chesad, and Netzach. The central **Middle Pillar** is a balance or equilibrium struck between the feminine and masculine sides of the Tree. Here is where positive and negative charges in a magnetic polarity come together and neutralize. The sephiroth here are Keter, Tiferet, Yesod, and Malkuth.

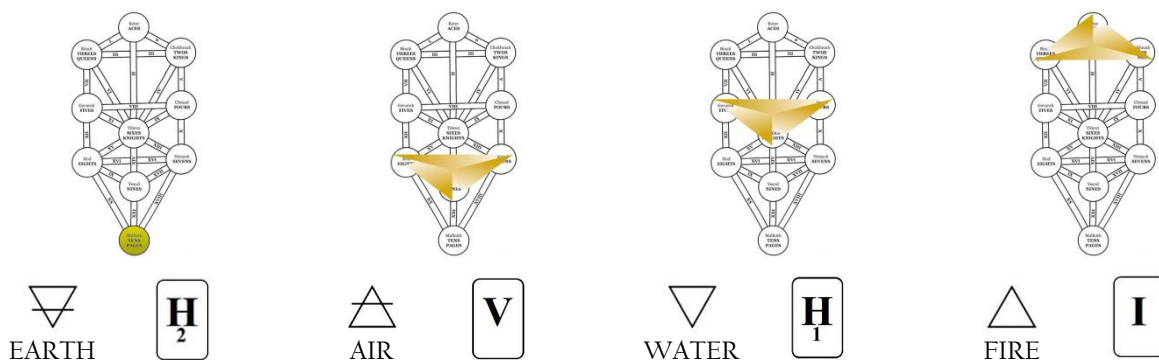
Pillar of Severity 3 5 8 Queen <i>Dominant:</i> Feminine Passive Dark Intuition Sentimentality Perceiving - Inward <i>Lacking:</i> No control over environmental factors.	Middle Pillar Ace 6 9 10 Page Knight <i>Dominant:</i> Equilibrium Harmony Self-Awareness A Pivotal Present Moment <i>Lacking:</i> Emotional volatility.	Pillar of Mercy 2 4 7 King <i>Dominant:</i> Masculine Active Light Observation Rationalism Judging - Outward <i>Lacking:</i> Feeling insecure and vulnerable.
Total # of Corresponding Cards:	Total # of Corresponding Cards:	Total # of Corresponding Cards:
Note Pillar that Your Cards Dominate in and Where Lacking:		
Pillar of Severity Dominant	Middle Pillar Dominant	Pillar of Mercy Dominant
Pillar of Severity Lacking	Middle Pillar Lacking	Pillar of Mercy Lacking

Three Triangles | Analysis Applies to Entire String (i.e., All Cards in Pile or World of Significator)



The Tree of Life forms three sacred Triangles. The grouping of sephiroth in each of the three triangles will share certain characteristics and attributes. At the top of the Tree of Life is the **Supernal Triangle**, formed from Keter, Chokhmah, and Binah. Here is where the Divine initiates Creation, how that which was formless and only in the spirit realm because a form in the physical realm. Keter is the Divine, united and collective emanation; Chokhmah is the divine masculine or yang; Binah is the divine feminine or yin. The Supernal Triangle is also related to the Archetypal World, Atziluth, which corresponds with Fire, from the Opening of the Four Worlds.

The **Ethical Triangle** is formed from Chesed, Gevurah, and Tiferet. Here is the realm of the archangels who are tasked with carrying forth the Divine Creator's vision for manifestation from spirit to physical. The Ethical Triangle relates to Briah, the Creative World, in the Opening of the Four Worlds, or Water. (Here, note the disproportionate amount of space between the Supernal Triangle and the Ethical Triangle. This blank space is known as the Abyss, or the Great Divide in Sacred Knowledge.) The **Astral Triangle** is formed from Netzach, Hod, and Yesod. Here is where the foundation of the physical world and of physical matter is erected. Whereas the Ethical Triangle is where the archangels manifest the Divine Vision, the Astral Triangle is where Man manifests the Divine Vision. The Astral Triangle (also known as the Psychic Triangle) relates to the Formative World of the Four Worlds, Yetzirah, or Air. The final sephira not included in one of the Triangles is the realm of Matter, or the Material World. The Active World, Assiah, or Earth in the Opening of the Four Worlds.



Continuing the string analysis, now assessing the string (or narrative) through the lens of the Triangles. Tally how many cards (Aces, 2s, and 3s) populate the Supernal Triangle, how many (4s, 5s, and 6s) are in the Ethical Triangle, and how many are in the Astral Triangle (7s, 8s, and 9s). Here, it is also worth noting whether there is a dominance of Pages or 10s, and therefore the divinatory result rests in the Material World.

Supernal Triangle	Ethical Triangle	Astral Triangle
Ace 2 3 Queen King	4 5 6 Knight	7 8 9
<i>Supernal Dominance:</i> A spread dominant in Aces, 2s, and 3s show strong presence of emanation from the Supernal Triangle. Focus on the Seeker's spirit.	<i>Ethical Dominance:</i> A spread dominant in 4s, 5s, and 6s show strong presence of emanation from the Ethical Triangle. Focus on the Seeker's soul.	<i>Astral Dominance:</i> A spread dominant in 7s, 8s, and 9s show strong presence of emanation from the Astral Triangle. Focus on the Seeker's personality and persona.
<i>Lacking 2 or King:</i> Disconnect or displacement from Father is one underlying cause of strain; shadow work relating to Father <i>Lacking 3 or Queen:</i> Disconnect or displacement from Mother is one underlying cause of strain; shadow work relating to Mother	<i>Lacking 4s, 5s, and 6s:</i> Amorality or criminality; disconnect or displacement from the Spirit realm (archangels, spirit guides, etc.) <i>Lacking Knights:</i> Inertia; lacking vision; inability to see the Vision; shadow work relating to source of ennui, lack of motivation, or apathy.	<i>Lacking 7:</i> Emotional immaturity. Naiveté a cause of strain. <i>Lacking 8:</i> Inability to communicate or express the Self is a strain. <i>Lacking 9:</i> Social disconnect, isolation, or displaced from Community.
<i>Total # of Corresponding Cards:</i>	<i>Total # of Corresponding Cards:</i>	<i>Total # of Corresponding Cards:</i>
String analysis dominates with Supernal qualities	String analysis dominates with Ethical qualities	String analysis dominates with Astral qualities
Lacks Supernal qualities	Lacks Ethical qualities	Lacks Astral qualities

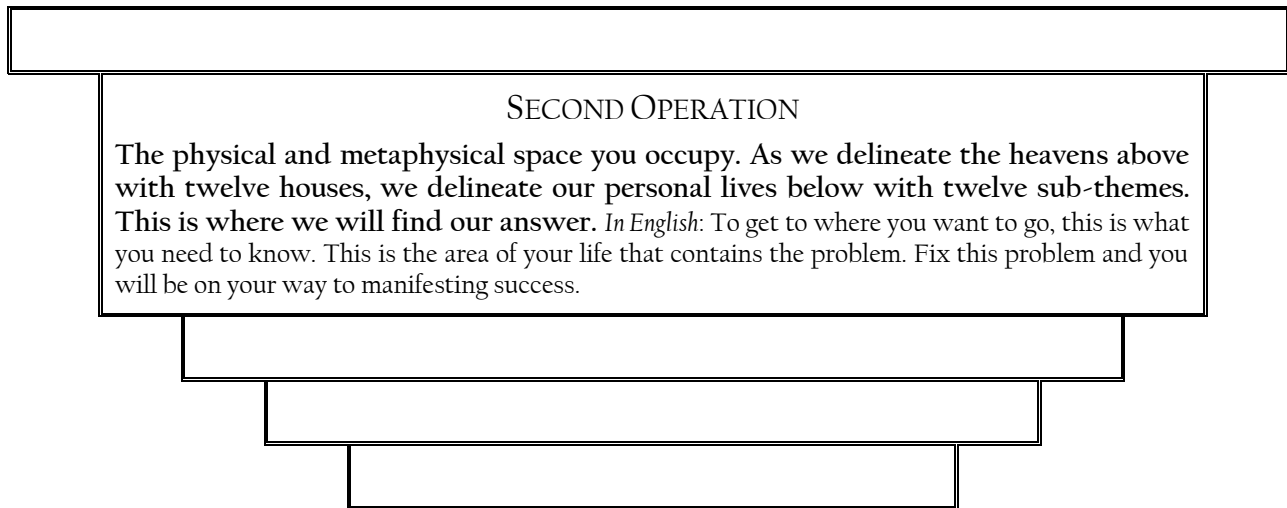
Check whether String of cards is dominant with or lacks 10s or Pages for the Material World:

<i>Total # of Tens <u>and</u> Pages, combined:</i>	10s and Pages dominate. Seeker is mired in the Material World.
	10s and Pages are lacking. Seeker has no grounding in the Material World.

Second Operation | Path and Finding the Key to Success

The Twelve Houses

First Operation	Second Operation	Third Operation	Fourth Operation	Fifth Operation
<i>Four Worlds; IHVH</i>	<i>Twelve Houses</i>	<i>Twelve Signs</i>	<i>Thirty-Six Decans</i>	<i>Tree of Life</i>
Theme and Main Narrative	Path and Finding the Key to Success	Critical Timing for the Matter at Hand	The Context: General Life Reading	Key: the Answer to the Question
<ul style="list-style-type: none"> • Four pile cut • Card counting • Read narrative • Card pairing 	<ul style="list-style-type: none"> • Twelve piles, cards face down • Read narrative • Card pairing 	<ul style="list-style-type: none"> • Timing and narrative, or • Zodiac spread: read top card 	<ul style="list-style-type: none"> • Twelve three-card readings • Zodiac spread: the dignities 	<ul style="list-style-type: none"> • Tree of life spread • Interpreting the sephira • Read narrative



Case: “Deal all the cards, face down, into 12 packs. These 12 packs correspond to the 12 astrological houses of heaven.”

Crowley; Mathers: “Make up your mind in which stack you ought to find the Significator, e.g., in the seventh house if the question concerns marriage.”

Case:

- Go through each of the 12 piles one by one to locate the Significator.
- “Judge the general nature . . . by the . . . house in which the Significator appears.”
- “The [elemental] dignities of the cards are very important in this stage of the divination.”

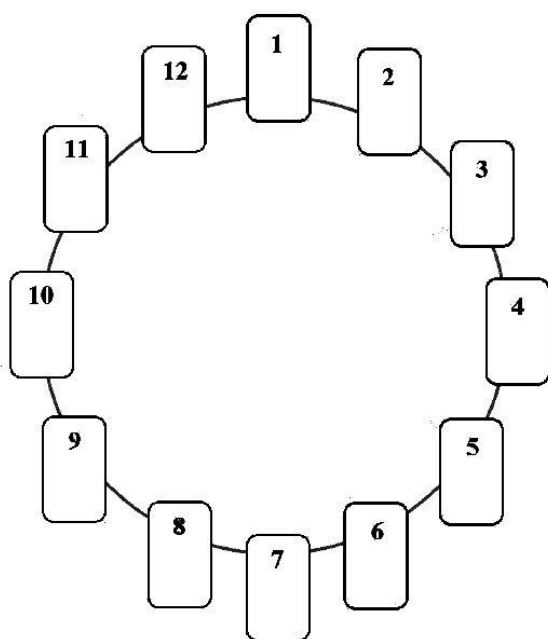
VIDEO TUTORIALS CHECKLIST	<input type="checkbox"/> 05 Second Operation	STUDY GUIDES CHECKLIST	<input type="checkbox"/> Learning the Twelve Astrological Houses
---------------------------	--	------------------------	--

Note on Card Pile Positioning

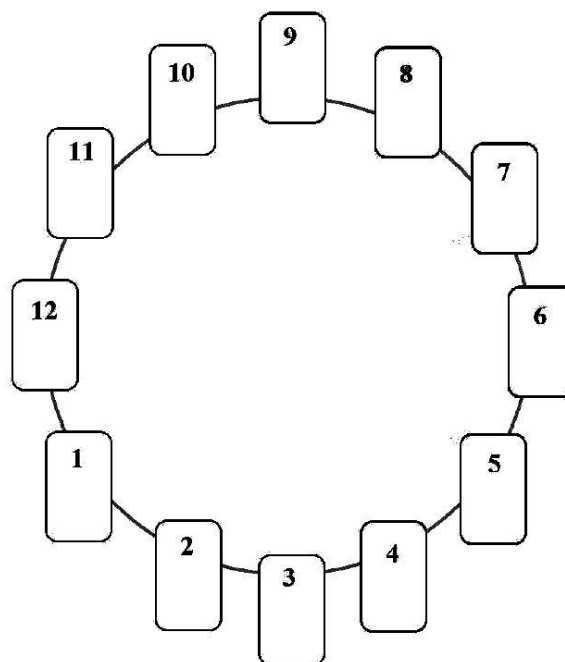
I noticed a discrepancy among texts, tarot readers, and commentators as to how the twelve piles of cards should be formed into the spread. One approach is what I refer to as the Clock Hour Position, because the layout of the spread follows the order 1 through 12 as it would appear on the face of a clock, or clockwise from the top. The other is the Zodiac Position, because the layout follows the order of houses in a tropical zodiac wheel, starting at the eastern horizon. If you're wholly unfamiliar with astrology, then the Clock Hour Position will probably be more practical for you to apply, because it is easier to remember. If you're familiar with astrology, then it will probably be more intuitive to use the Zodiac Position.

Whichever approach you use, be mindful that house correspondences go by number, not by positioning in the spread. Thus, for example, House 1 correspondences to present status and the element Fire is wherever card pile 1 is. In the Clock Hour Position, House 1 is at the top center. In the Zodiac Position, House 1 is at the lower left corner. The video tutorials will instruct on the Zodiac Position. I find the Zodiac Position to make more sense, given the integration of astrology into the Second Operation.

Clock Hour Position



Zodiac Position



Note which Position you will adopt for your personal practice of the OOTK:

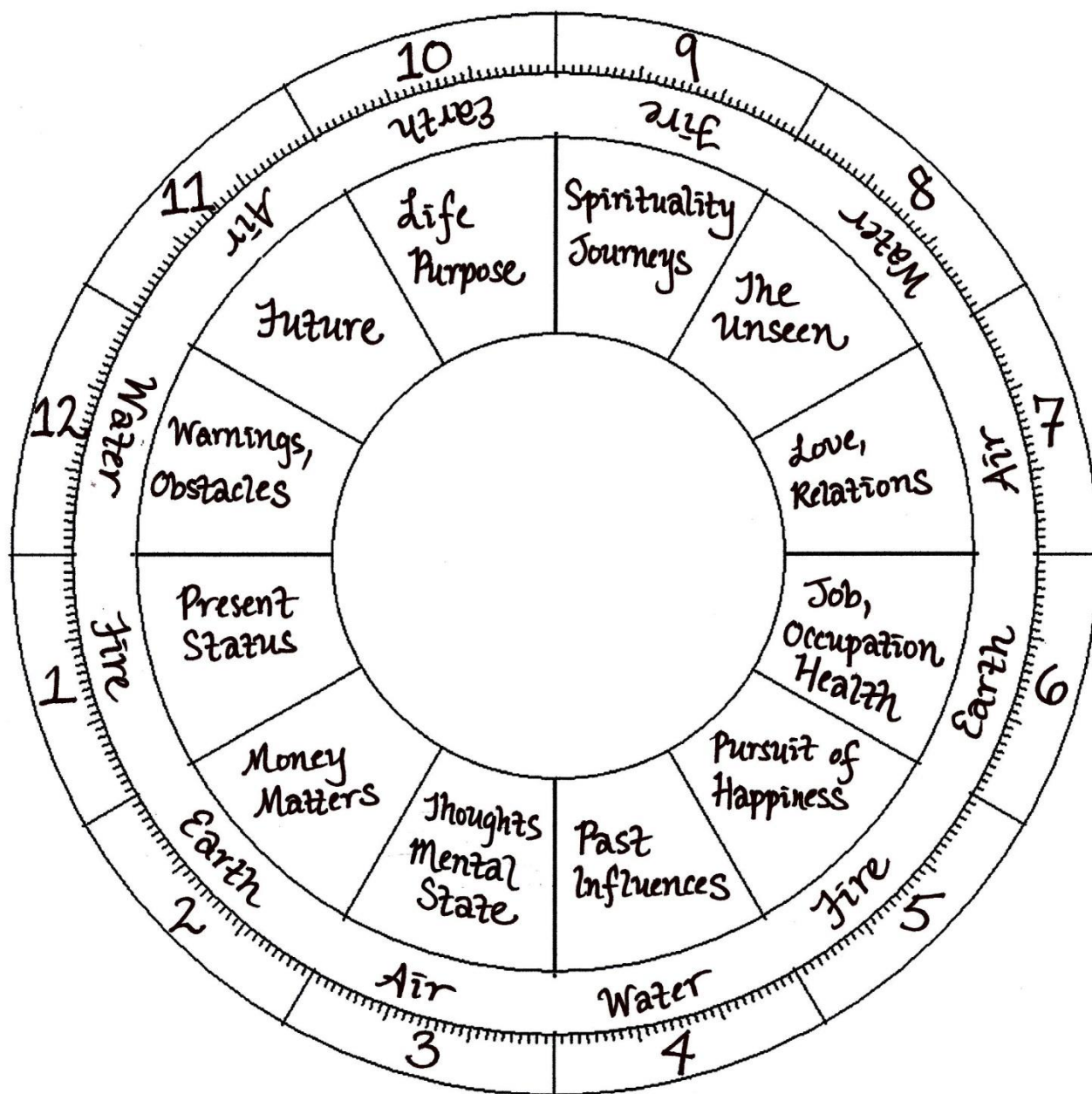
☐ Clock Hour Position

☐ Zodiac Position*

* The spread reference provided in this course for the Second Operation is based on the Zodiac Position.

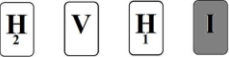



To commence the Second Operation, collect all the cards in the deck after the First Operation, shuffle well, and while you shuffle, focus on the significance of the World (or card pile) the signicator appeared in during the Opening of the Four Worlds. Then distribute the cards into twelve piles, beginning with Card Pile 1, in the layout of the Position you've selected.

Workbook Tip. Use the horoscope chart below as a card spread reference, or print out the image of the chart provided in this course. Set the page down on the table, and then place the cards about 3 inches from each of the horoscope houses. In the Second Operation, after shuffling, distribute the cards into twelve piles in a circular formation.



Second Operation
The Twelve Houses

Recall which card pile your significator (SIG.) appeared in during the Opening of the Four Worlds in the First Operation. Locate the corresponding column in the reference chart below. Follow the instructions in that column for the order of houses (or card piles) in your Second Operation to check for your significator.

Fire			Water			Air			Earth		
<i>Astrological Fire Houses</i>			<i>Astrological Water Houses</i>			<i>Astrological Air Houses</i>			<i>Astrological Earth Houses</i>		
1	5	9	4	8	12	3	7	11	2	6	10
 If First Operation result is FIRE, then start with seeking out SIG. in Houses 1, 5, or 9			 If First Operation result is FIRE, then start with seeking out SIG. in Houses 4, 8, or 12			 If First Operation result is FIRE, then start with seeking out SIG. in Houses 3, 7, or 11			 If First Operation result is FIRE, then start with seeking out SIG. in Houses 2, 6, or 10		
If not in those houses, try Houses 3, 7 or 11 (dignified Air houses)			If not in those houses, try Houses 2, 6, or 10 (dignified Earth houses)			If not in those houses, try Houses 1, 5, or 9 (dignified Fire houses)			If not in those houses, try Houses 4, 8, or 12 (dignified Water houses)		
If SIG. still not located, try Houses 2, 6, or 10 (neutral elemental houses)			If SIG. still not located, try Houses 3, 7, or 11 (neutral elemental houses)			If SIG. still not located, try Houses 4, 8, or 12 (neutral elemental houses)			If SIG. still not located, try Houses 1, 5, or 9 (neutral elemental houses)		
Houses 4, 8, or 12 SIG. in ill-dignified house (Water) is message that Seeker diverges from Divinely ordained higher calling; narrative of cards in house will indicate what has gone wrong.			Houses 1, 5, or 9 SIG. in ill-dignified house (Fire) is message that Seeker diverges from Divinely ordained higher calling; narrative of cards in house will indicate what has gone wrong.			Houses 2, 6, or 10 SIG. in ill-dignified house (Earth) is message that Seeker diverges from Divinely ordained higher calling; narrative of cards in house will indicate what has gone wrong.			Houses 3, 7, or 11 SIG. in ill-dignified house (Air) is message that Seeker diverges from Divinely ordained higher calling; narrative of cards in house will indicate what has gone wrong.		
Dignified		Air	Dignified		Earth	Dignified		Fire	Dignified		Water
Ill-Dignified		Water	Ill-Dignified		Fire	Ill-Dignified		Earth	Ill-Dignified		Air
Neutral		Earth	Neutral		Air	Neutral		Water	Neutral		Fire
1	Self-discovery, present status, physical body		4	Home, family; childhood; past lives		3	Education, writing, communications		2	Money, wealth, business, resources	
5	Happiness, creating, children, fertility		8	Death, sex, estates; occult pursuits		7	Love, marriage; business contracts		6	Job, work, health, lifestyle changes	
9	Seeking knowledge; spiritual quest		12	Spirituality; hidden talents; emotive pain		11	Social pursuits, friends, community		10	Career, glory, social status, higher calling	

Note. Every astrologer will tell you that the meaning of the houses, like the tarot cards, can be nuanced. In the interest of space and time, only keywords for interpreting the twelve houses are provided here, which are wholly insufficient for a thorough understanding of the twelve houses (and therefore effective application of the Second Operation). A study guide introducing you to the twelve houses is provided in this course. Astrology beginners will want to consult that study guide to arm yourself with a more layered understanding of the houses as you approach the Second Operation of the OOTK.

Your Notes Write down your Second Operation results.	
<p>Recall the card pile your significator appeared in during the First Operation. Shade in the correct card pile below.</p> <div style="display: flex; justify-content: space-around; align-items: center;"> <div style="border: 1px solid black; padding: 5px; text-align: center;"> H Earth Economy The Material </div> <div style="border: 1px solid black; padding: 5px; text-align: center;"> V Air Community Thought Plane (Intellectual) </div> <div style="border: 1px solid black; padding: 5px; text-align: center;"> H Water Love Emotional Plane </div> <div style="border: 1px solid black; padding: 5px; text-align: center;"> I Fire Work Our Work & Bodies </div> </div> <p>Locate the applicable column in the reference chart from the previous page. If the significator (SIG.) was in the Fire pile in the Opening of the Four Worlds, then read the Fire column, if it was in the Water pile, read the Water column, etc. Follow the line of inquiry in that column until you've located the house that the SIG. is in.</p>	
Which astrological house was the SIG. in?	
What is the corresponding element of that astrological house?	
What was the corresponding element from your First Operation result?	
<p>Is the corresponding element for that house the same as the corresponding element of the card pile from the First Operation?</p> <p>If YES, then note synchronicity. Divinatory message is coming through loud and clear. If NO, continue inquiry.</p>	<input type="checkbox"/> Yes <input type="checkbox"/> No
<p>Are the elemental relations dignified and therefore strengthening and amplifying?</p> <p style="text-align: center;">FIRE ↔ AIR or WATER ↔ EARTH</p> <p>If YES, then note empowerment factor. If NO, continue inquiry.</p>	<input type="checkbox"/> Yes <input type="checkbox"/> No
<p>Are the elemental relations ill-dignified and therefore in conflict and weakening?</p> <p style="text-align: center;">FIRE → ← WATER or AIR → ← EARTH</p> <p>If YES, then note flux in current life path. If NO, continue inquiry.</p>	<input type="checkbox"/> Yes <input type="checkbox"/> No
<p>Note the meaning of that astrological house your SIG. is in. How does it relate to the divinatory results from the First Operation?</p>	

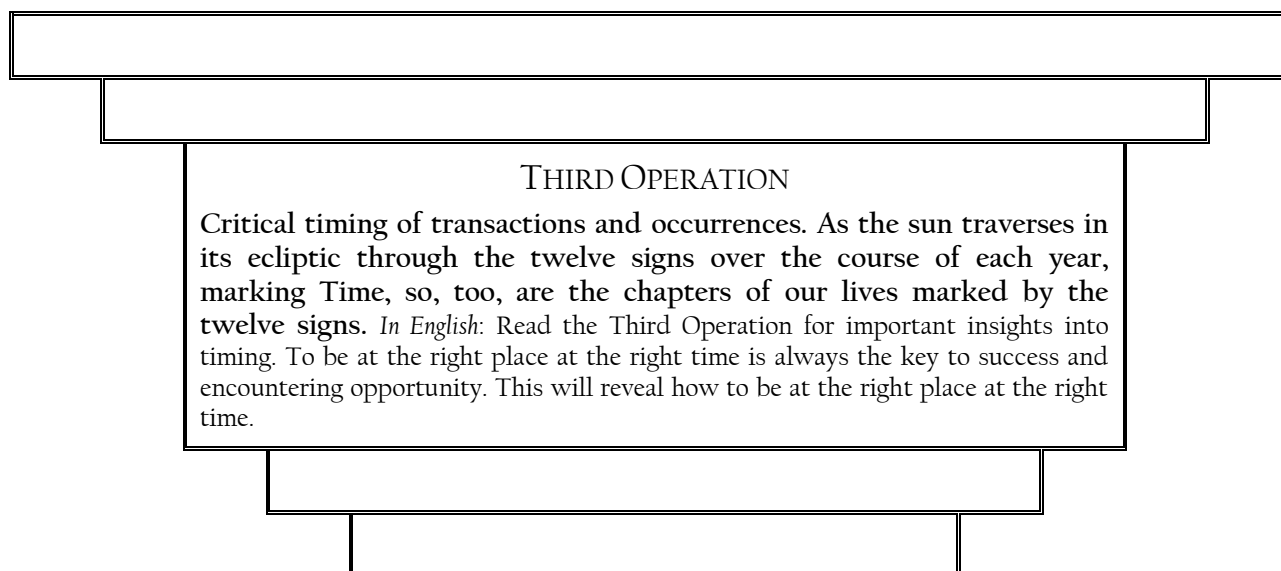
Take all the cards in the house that the SIG. is in and set them out into a single line spread, in the order they appear in the card pile. Whether or not you “shift point of view” and move the SIG. to the front or leave the card pile as-is will be up to you. Either way, you will be reading the cards as a narrative and applying string analysis again.

#	<i>Line of inquiry</i>	<i>Following the approach, write out your reading interpretation of the narrative.</i>
1	<p>YOU FEEL...</p> <p>What do the signs and symbols in the overall landscape from the string of cards tell you about the emotions at play?</p> <p>How does the querent feel about issues relating to the astrological house the SIG. is in?</p>	
2	<p>YOU THINK...</p> <p>What ideas does the querent have about issues relating to the house? Reconcile it with the narrative from the First Operation.</p> <p>Where does the querent think he/she is? What physical and metaphysical space does the querent think he/she occupies? Compare to the meanings of the astrological house.</p>	
3	<p>THE PROBLEM IS...</p> <p>What do the signs and symbols in the cards tell you about what the problem is, as it relates to both the First Operation and the implications of this astrological house?</p>	
4	<p>THE SOLUTION IS... <i>and</i> I SEE... (Intuitive Visionary Projection)</p> <p>What do the signs and symbols in the cards tell you about what the solution is? Scan the cards for what imagery most captivates you and follow that imagery intuitively to a future projection or astral projection that will help you gain insight into the solution you need.</p>	

Third Operation | Critical Timing for the Matter at Hand

The Twelve Signs

First Operation	Second Operation	Third Operation	Fourth Operation	Fifth Operation
<i>Four Worlds; IHVH</i>	<i>Twelve Houses</i>	<i>Twelve Signs</i>	<i>Thirty-Six Decans</i>	<i>Tree of Life</i>
Theme and Main Narrative	Path and Finding the Key to Success	Critical Timing for the Matter at Hand	The Context: General Life Reading	Key: the Answer to the Question
<ul style="list-style-type: none"> • Four pile cut • Card counting • Read narrative • Card pairing 	<ul style="list-style-type: none"> • Twelve piles, cards face down • Read narrative • Card pairing 	<ul style="list-style-type: none"> • Timing and narrative, or • Zodiac spread: read top card 	<ul style="list-style-type: none"> • Twelve three-card readings • Zodiac spread: the dignities 	<ul style="list-style-type: none"> • Tree of life spread • Interpreting the sephira • Read narrative



For the Third Operation, you'll once again collect all the cards in the deck, shuffle, and distribute the entire deck into twelve card piles using either the Clock Hour Position or Zodiac Position, like you did for the Second Operation.

What is the difference between the Second and Third Operations?

Metaphysically, the Second Operation was about the **space** you occupy, and therefore we looked at astrological houses. The Third Operation is about **time**, and therefore we look at the zodiac signs. Each sign corresponds with particular dates in the year. Therefore the Third Operation can be used to divine timing of matters. Zodiac signs also relate to characteristics, so while the Second Operation was about areas of life, the Third Operation is about how to characterize those areas of life.

In my research on applications of the OOTK, I've found a discrepancy in how to approach the Third Operation. Case uses the Third Operation to divine relevant the relevant time period for the Key, or the revelation to be gained from the OOTK. The Crowley and Mathers texts are vague, and ambiguous at best. Thus, in practical applications, some practitioners will repeat exactly what was done in the Second Operation to the Third Operation, only reading now for signs rather than houses, while others will perform a 12-card reading using a zodiac spread, much like the zodiac spread taught by Eden Gray. To start, let's talk about the two approaches.

Approach #1 to Third Operation
DIVINATION FOR TIMING
 (Case)

- Case:*
- “Deal out the entire pack . . . for the 12 signs of the zodiac . . . dealt face-down.”
 - The pack the Significator appears in denotes the inquiry's relevant time period and corresponds with the general meaning of the zodiac sign.

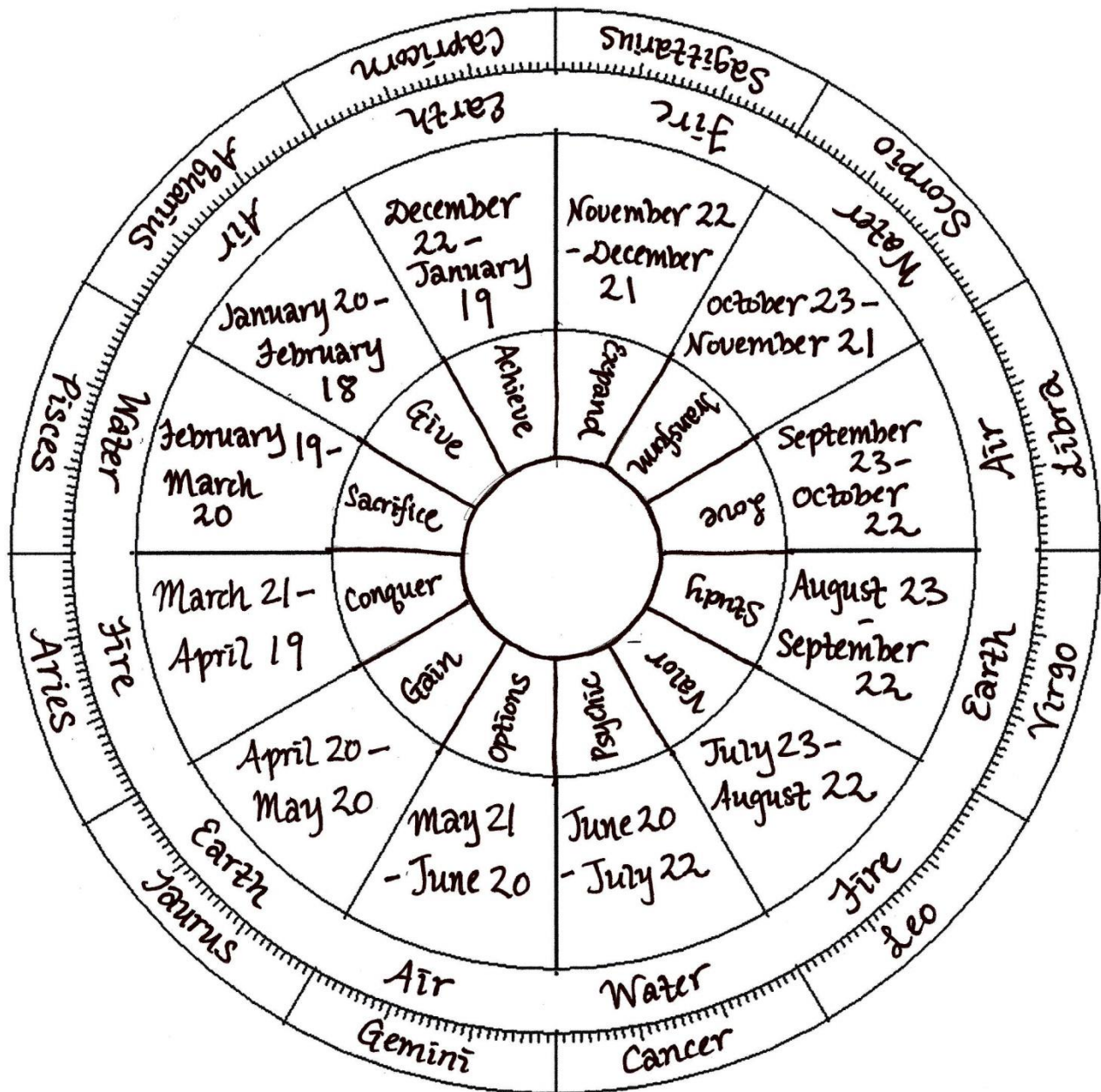
Deal the tarot deck into 12 card piles again, like in the Second Operation. Beginning with the House I or Aries position, turn over each card pile and search for the significator. Use the zodiac wheel on the subsequent page for reference. The card pile the significator is in corresponds with one of the zodiac signs, which denotes a particular time frame. That will be the critical timing for the matter divined upon.

Your Notes | Log divinatory results.

SIGN Significator Located In	Timing Correspondence	Your Divinatory Notes

Aries	March 21 to April 19	Libra	September 23 to October 22
Taurus	April 20 to May 20	Scorpio	October 23 to November 21
Gemini	May 21 to June 20	Sagittarius	November 22 to December 21
Cancer	June 21 to July 22	Capricorn	December 22 to January 19
Leo	July 23 to August 22	Aquarius	January 20 to February 18
Virgo	August 23 to September 22	Pisces	February 19 to March 20

Workbook Tip: Use the horoscope chart below as a card spread reference, or print out the image of the chart provided in this course. Set the page down on the table, and then place the cards about 3 inches from each of the horoscope houses. In the Third Operation, after shuffling, distribute the cards into twelve piles in a circular formation.



Third Operation

The Twelve Signs

Approach #2 to Third Operation
READING A ZODIAC SPREAD
 (Crowley; Mathers; Misc.)

Crowley; Mathers: “Deal cards into twelve stacks for the twelve signs of the Zodiac . . . Divine the proper stacks and proceed as before.”

Maybe you’re able to make sense of the above instruction, but I couldn’t.

Let’s try to unpack that passage. In the Second Operation, we distributed the cards into twelve piles for the twelve houses. Then we used our intuition (or elemental dignities) to determine how we’ll search for the significator. Once found, the divinatory message gleaned from the operation relates to the area of life correspondences of that astrological house. According to the instructions in both Crowley and Mathers, we repeat those steps for the Third Operation, only now instead of reading from the house, we read from the zodiac sign.

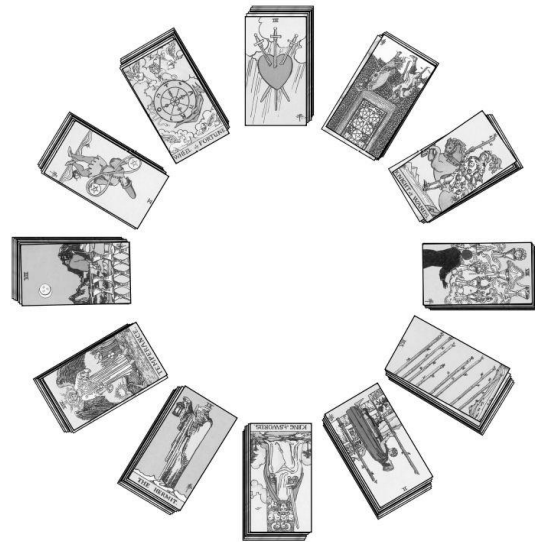
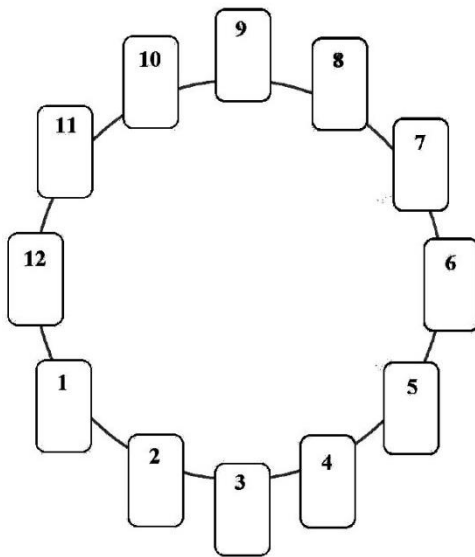
To me, that bare bones procedure didn’t seem meaningful. Before we abandon the instruction, there are other possibilities.

Zodiac Sign Relates to SIG.’s Characteristics and Persona. Following the instructions and having located the card pile the SIG. is in, note the zodiac sign. That zodiac sign corresponds with particular personality traits, characteristics, and a particular persona. Maybe that is how one might approach the Third Operation, following the Crowley-Mathers instruction. To apply this interpretation, use the below reference table for zodiac sign correspondences. The sign that the SIG. is in, per the below table, will tell you about the characterization of the querent’s Higher Self, which must be manifested as part of the Key to unlocking an optimal life path.

Aries	Born to lead. Plant the first seed. Initiate. New beginnings.	Libra	Seek balance and harmony. The answer is Love. Be diplomatic.
Taurus	Seek stability and security. Manifest financial ambitions.	Scorpio	Be fearless. Demand more. Follow passions. A major transformation.
Gemini	Teach, speak, communicate. Engage in the dialectic.	Sagittarius	Broaden your horizons. Be adventurous. A spiritual lifestyle.
Cancer	Seek inward. Be intuitive. Reflect on heritage, ancestors, lineage.	Capricorn	Be ambitious. Be goal-oriented. Be better than the best of others.
Leo	Seek glory. Utilize creativity. Do what makes you happy.	Aquarius	Seek out the greater good. Seek social change and progress.
Virgo	High intellect. Born to light the way for others. Be fastidious.	Pisces	Use your imagination. Explore faith. Embrace the epiphany.

For those who are not familiar with Western astrology, a supplemental study guide is provided that provides more detailed correspondences for the twelve zodiac signs. Be sure to review the study guide to help you with effective application of the Third Operation.

Reading a Twelve-Card Zodiac Spread. Another approach, which I consider a sub-approach for Approach #2 under Crowley-Mathers, is to read a twelve-card zodiac spread for the Third Operation. The twelve-card zodiac spread is taught by Eden Gray (among others). To apply this interpretation, deal the cards into twelve card piles around the zodiac wheel. Then turn over the top most card of each of the twelve piles. Read these twelve top-most cards as you would read a zodiac tarot spread. Use the below spread diagram for reference.



<i>Card #</i>	<i>Position Meaning</i>
1	Strongest Personality Trait; Disposition
2	Material/Financial Matters
3	Seeker in Environment; External Sphere
4	Home/Family Matters; Internal Sphere
5	Interests, Hobbies, Short-term Relationships
6	Daily Routine, the Seeker's Job, Health Issues
7	Romantic Love, Union, Marriage, Partnerships
8	Sexual Love, Passion, Obstacles Seeker May face
9	Spiritual Outlook; Spiritual Journeys; Travel
10	Ambitions, Self-Esteem, Status, Seeker's Pursuit of Glory
11	Community Affairs; Seeker's Hopes; How Seeker Contributes to Society
12	Latent Force Influencing Seeker; Karmic Concerns

In my personal practice of the Third Operation, I keep it simple and follow Case. The cards are dealt into the twelve pile, I start with the pile for Aries and like the ecliptic that the sun follows through the year, marking the zodiac sun signs, I endeavor on the search for the SIG. The corresponding zodiac sign of the card pile the SIG. is in marks the critical timing for the matter at hand.

Does the timing noted in the Third Operation (per Case) relate to the past, present, or future?

It depends on the present date of the divination. (In other words, in relation to the current sun sign, or where along the ecliptic the sun is currently at.) It also depends on the nature of the inquiry presented for divination or the subject matter addressed by the divination. Here is where the practitioner's intuitive ability is most useful. As a general practice, identify the zodiac sun sign currently ruling the present date of the divination.

The below reference chart provides the sign and date correspondences. Mark the zodiac sign corresponding with the period that today's date falls within. Then mark the zodiac sign that the SIG. appeared in per the Third Operation following Case. Intuiting the space-time continuum, determine whether the timing marked by the Third Operation is for the past, present, or future.

Aries	March 21 to April 19		Libra	September 23 to October 22	
Taurus	April 20 to May 20		Scorpio	October 23 to November 21	
Gemini	May 21 to June 20		Sagittarius	November 22 to December 21	
Cancer	June 21 to July 22		Capricorn	December 22 to January 19	
Leo	July 23 to August 22		Aquarius	January 20 to February 18	
Virgo	August 23 to September 22		Pisces	February 19 to March 20	

Your Notes | Log divinatory results.

Critical timing for the divinatory message relates to the:

☐ Past | ☐ Present | ☐ Future

After considering the two approaches delineated for the Third Operation, select the one that most resonates with you to adopt for your personal OOTK practice:

☐ Approach #1
Divination for Timing
 (Case)

or

☐ Approach #2
Reading a Zodiac Spread
 (Crowley, Mathers)

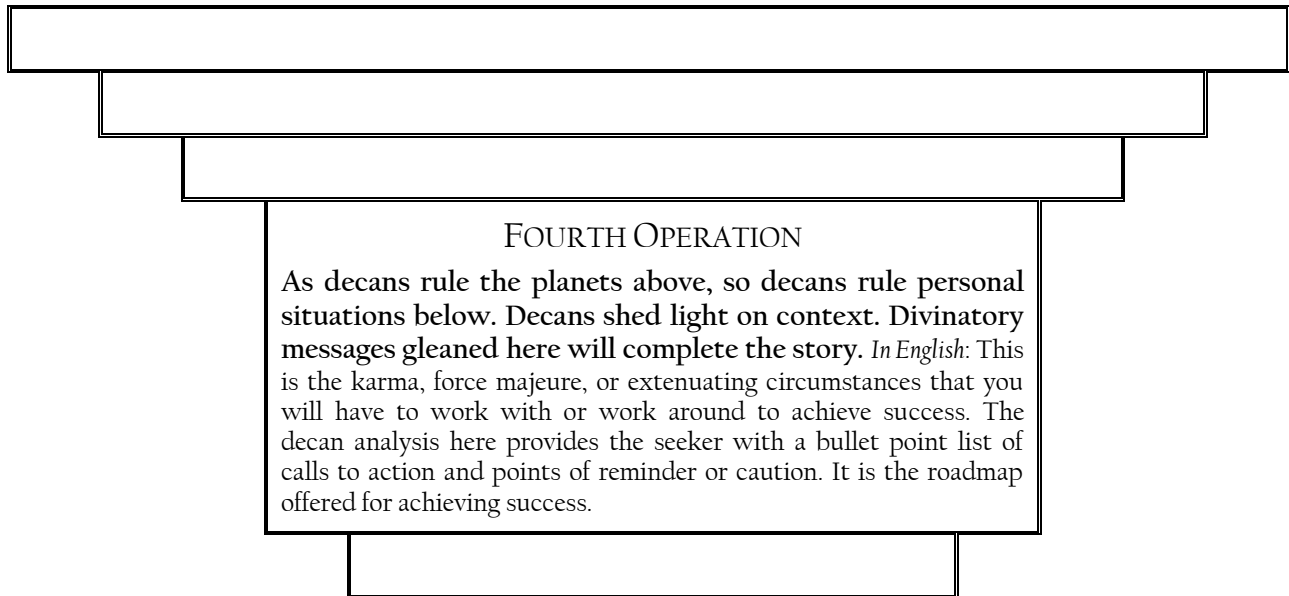
VIDEO TUTORIALS CHECKLIST	<input type="checkbox"/> 06. Third Operation
---------------------------------	---

STUDY GUIDES CHECKLIST	<input type="checkbox"/> Learning the Twelve Astrological Zodiac Signs
---------------------------	---

Fourth Operation | The Context: General Life Reading

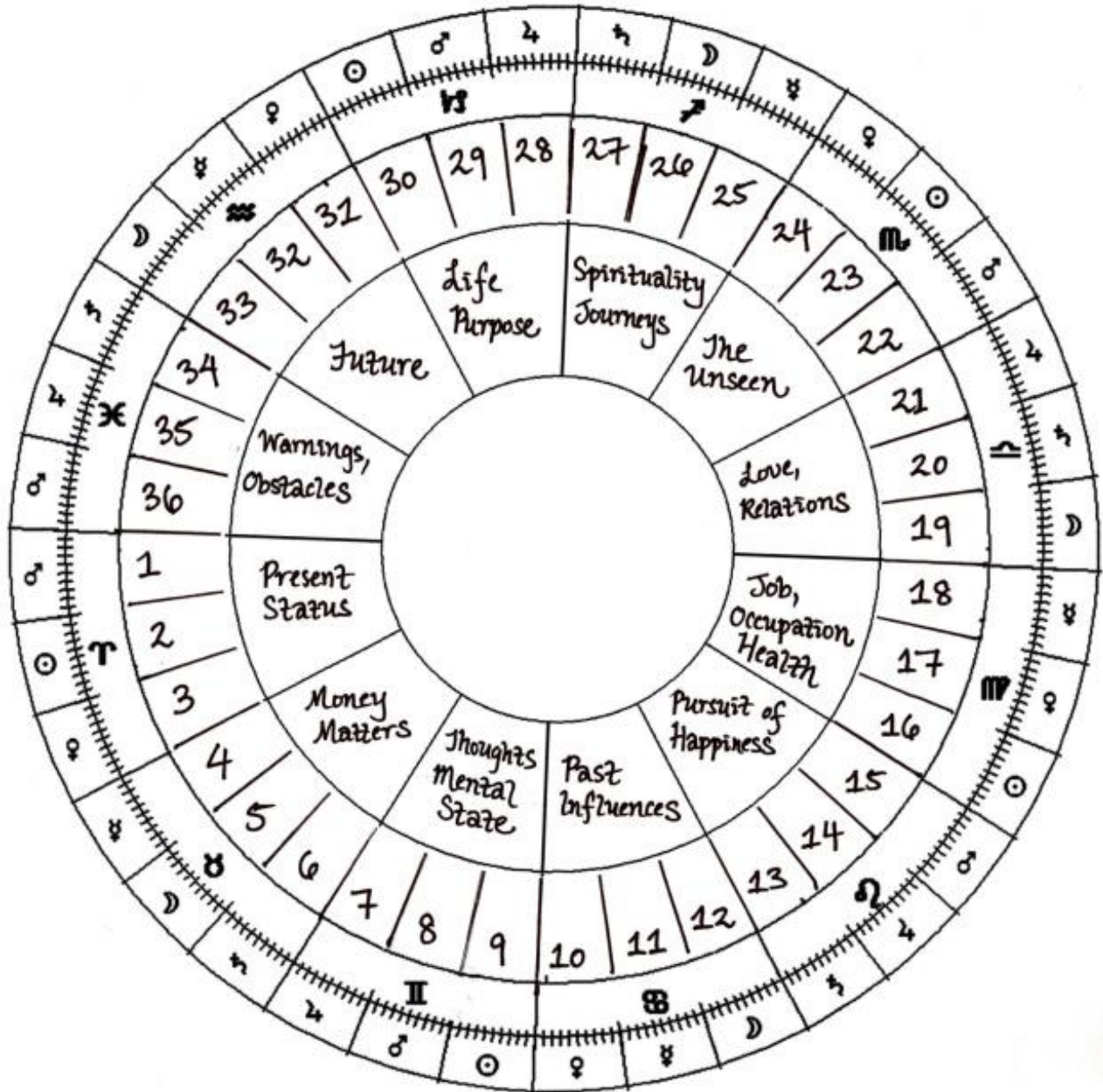
The Thirty-Six Decans

First Operation	Second Operation	Third Operation	Fourth Operation	Fifth Operation
<i>Four Worlds; IHVH</i>	<i>Twelve Houses</i>	<i>Twelve Signs</i>	<i>Thirty-Six Decans</i>	<i>Tree of Life</i>
Theme and Main Narrative	Path and Finding the Key to Success	Critical Timing for the Matter at Hand	The Context: General Life Reading	Key: the Answer to the Question
<ul style="list-style-type: none"> • Four pile cut • Card counting • Read narrative • Card pairing 	<ul style="list-style-type: none"> • Twelve piles, cards face down • Read narrative • Card pairing 	<ul style="list-style-type: none"> • Timing and narrative, or • Zodiac spread: read top card 	<ul style="list-style-type: none"> • Twelve three-card readings • Zodiac spread: the dignities 	<ul style="list-style-type: none"> • Tree of life spread • Interpreting the sephira • Read narrative



VIDEO TUTORIALS CHECKLIST	<input type="checkbox"/> 07. Fourth Operation
STUDY GUIDES CHECKLIST	<input type="checkbox"/> Learning the Thirty-Six Decans


In an equal house astrological system, each house and sign is exactly 30° multiplied by 12 (houses or signs), bringing you to the full circle of 360°. The degrees mark time. Within each sign, every increment of 10° is ruled by a different decanate or decan, for a total of 3 decans per sign. In the Fourth Operation, the astrological principle of decans is integrated with tarot divination to reconcile space and time (noting that the earlier Second Operation was about space while the Third Operation was about time). For more foundational principles on decans, review the decan study guide provided with this course.



Fourth Operation
The Thirty-Six Decans

Approach #1 to Fourth Operation


QABALISTIC APPROACH



Collect the cards after the Third Operation, shuffle, and then turn the entire deck face up to search the whole deck for the significator card. Once it is located, shift point of view and move the front section of cards to the back so that now the significator is the top-most card.

Set the significator down and form a circle with the first 36 cards in the face up deck. Recall the ambiguity of whether to count the significator as count 1 or the immediate card after it as count 1 that was presented earlier in the First Operation. The issue presents itself again and once again, you have to decide for yourself which count method to adopt. Ideally you'll be consistent, and the count method adopted earlier in the First Operation is the same one you will use here, and any time you proceed with card counting.


Note which count method you will adopt if using the Qabalistic Approach.



The significator is set down and included in the spread of 36 decans, bearing count 1, and to be considered during the card counting procedure. The next card over is placed to its side, and bears the second count. This approach honors consistency, forming the circle and commencing card counting in the method adopted for the First Operation.



SIG. is Count 1. Set it down in the spread as the first card.




The significator is set down as a placeholder only and not included in the count. The next card over is placed on top of the significator and bears the first count. The spread of 36 decans then proceeds.

Note: Case, Crowley, and Mathers all seem to suggest this approach.



Do not count SIG. Set it down and the next card over is Count 1.

The diagram of the horoscopic wheel on the previous page numbers the 36 decans in order starting from Aries and moving counter-clockwise around the wheel. You can place the cards in that order, following the houses and signs, or you can simply start at the top, like the clock hour position, and set out 36 cards into a circle, clockwise, as noted in the next diagram.



Card Counting.

Starting with the first card (whether that is the significator or the next card over in your methodology), commence card counting as it was done in the First Operation. Refer back to the Numerical Assignments chart from the First Operation in this workbook. Apply those assignments to the card counting here. (A small version of that chart is provided at right.)

The Narrative

Again, like in the First Operation, after the card counting procedure is complete, collect the selected cards to form a string of cards and read it as a narrative.

Card Pairing

As it was done in the First Operation, pair the first card with the last, second card with the second to last, and so on to read the pairs per elemental dignities.

MAJOR ARCANA						
Planetary Cards ¹	9	Zodiac Cards ²	12	Elemental Cards ³	3	
I The Magician		IV The Emperor		0 The Fool		
II The High Priestess		V The Hierophant		XII The Hanged Man		
III The Empress		VI The Lovers		XX Judgement		
X Wheel of Fortune		VII The Chariot				
XVI The Tower		VIII Strength				
XIX The Sun		IX The Hermit				
XXI The World		XI Justices				
		XIII Death				
		XIV Temperance				
		XV The Devil				
		XVII The Star				
		XVIII The Moon				
MINOR ARCANA ⁴						
Ace ⁵	11	5	Six	6	Page ⁶	7
Two		2	Seven	7	Knight ⁷	4
Three		3	Eight	8	Queen ⁷	4
Four		4	Nine	9	King ⁷	4
Five		5	Ten	10		

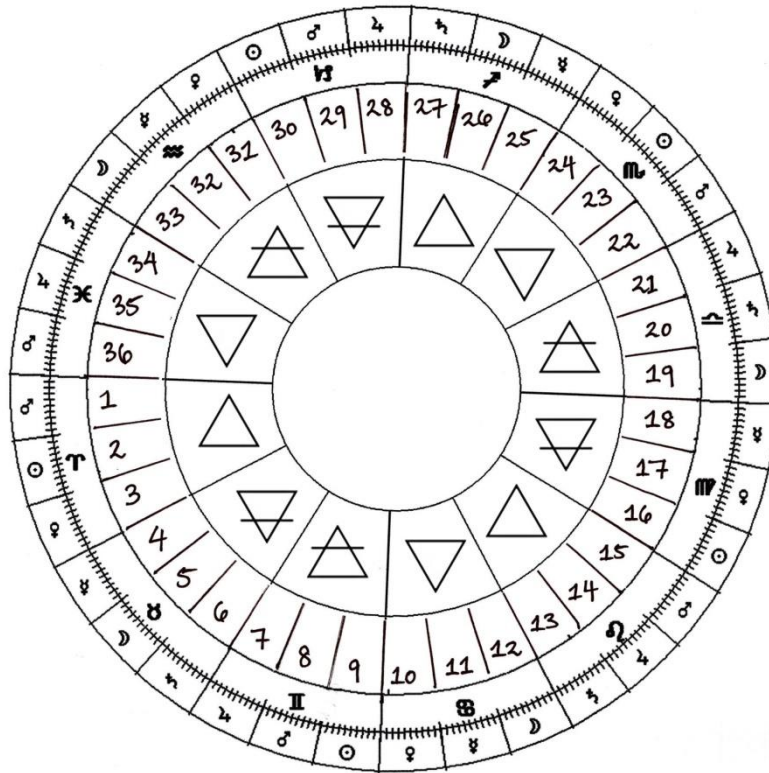
Read a 36 Card Spread (*Optional*)

Crowley and Mathers both indicate an optional step of reading the 36 decan cards as a 36 card spread, especially when the querent has presented a complex question for divination.


The Qabalistic Approach as outlined here is the approach instructed in the Crowley and Mathers texts.

Tarot de Marseille card images pictured on this page and the preceding one is the *CBD Tarot* by Dr. Yoav Ben-Dov.

Approach #2 to Fourth Operation
ASTROLOGICAL APPROACH



In Case's text, the Fourth Operation consists of shuffling the deck, turning it over to locate the SIG., shifting point of view again by moving the cards preceding the SIG. to the back, and then setting down the SIG.



The next 36 cards after the SIG. will be read through the interpretive framework of the 36 astrological decans. Place the 36 cards in the order they would appear around the horoscopic wheel, beginning at the Aries (House 1) position, and then moving counterclockwise. Following the 36 decans around the zodiac wheel, set out a spread of 36 cards.

Note: In my personal practice, I found it to be easier to follow the clock hour positioning, setting down the first card at the top, and then following a circle clockwise to form the 36 decan cards. I found it easier yet to forego the circular card spread altogether and set out the cards three at a time, studying each triplet for the corresponding three decans per sign. The layout is explained in the tutorial videos.

Your Divination Results: Log each card drawn for each of the 36 decans in the below chart and in the column right of naming the card drawn, note its elemental correspondence. For example, a card from the suit of Wands is Fire, or the High Priestess is Water, the Devil is Earth, etc.

<i>Dec.</i>	<i>Elem.</i>	<i>Card Drawn</i>	<i>Elem. Corresp.</i>	<i>Dec.</i>	<i>Elem.</i>	<i>Card Drawn</i>	<i>Elem. Corresp.</i>
1	Fire			19	Air		
2	Fire			20	Air		
3	Fire			21	Air		
4	Earth			22	Water		
5	Earth			23	Water		
6	Earth			24	Water		
7	Air			25	Fire		
8	Air			26	Fire		
9	Air			27	Fire		
10	Water			28	Earth		
11	Water			29	Earth		
12	Water			30	Earth		
13	Fire			31	Air		
14	Fire			32	Air		
15	Fire			33	Air		
16	Earth			34	Water		
17	Earth			35	Water		
18	Earth			36	Water		

Refer to your results in the previous table. For each grouping of three, note whether the elemental dignities of the three cards are significant by determining whether the dominant element for the three STRENGTHEN or WEAKEN the element for that grouping.

Example. If the dominant element out of Cards 1, 2, and 3 is Water for Decans 1, 2, and 3 (a Fire house), it WEAKENS. That's notable. If it's Air in a Fire house, it STRENGTHENS. That's notable. If it's neutral or no dominant element emerges (i.e., all three are different elements), then cross out and ignore—that area of life is fine right now. When everything is the same element, it STRENGTHENS.

Your Divination Results: Complete the below chart by noting the dominant element out of each triplet of decan cards per the twelve houses. Mark it in the column “Dominant Element.” Assess elemental dignities per the elemental correspondence of the decans and in the “Notable” column, mark the applicable box.

Dec.	Elem.	Dominant Element	Notable?	Dec.	Elem.	Dominant Element	Notable?
1	Fire	House 1	<input type="checkbox"/> Strengthens	19	Air	House 7	<input type="checkbox"/> Strengthens
2	Fire		<input type="checkbox"/> Weakens	20	Air		<input type="checkbox"/> Weakens
3	Fire		<input type="checkbox"/> Not Notable	21	Air		<input type="checkbox"/> Not Notable
4	Earth	House 2	<input type="checkbox"/> Strengthens	22	Water	House 8	<input type="checkbox"/> Strengthens
5	Earth		<input type="checkbox"/> Weakens	23	Water		<input type="checkbox"/> Weakens
6	Earth		<input type="checkbox"/> Not Notable	24	Water		<input type="checkbox"/> Not Notable
7	Air	House 3	<input type="checkbox"/> Strengthens	25	Fire	House 9	<input type="checkbox"/> Strengthens
8	Air		<input type="checkbox"/> Weakens	26	Fire		<input type="checkbox"/> Weakens
9	Air		<input type="checkbox"/> Not Notable	27	Fire		<input type="checkbox"/> Not Notable
10	Water	House 4	<input type="checkbox"/> Strengthens	28	Earth	House 10	<input type="checkbox"/> Strengthens
11	Water		<input type="checkbox"/> Weakens	29	Earth		<input type="checkbox"/> Weakens
12	Water		<input type="checkbox"/> Not Notable	30	Earth		<input type="checkbox"/> Not Notable
13	Fire	House 5	<input type="checkbox"/> Strengthens	31	Air	House 11	<input type="checkbox"/> Strengthens
14	Fire		<input type="checkbox"/> Weakens	32	Air		<input type="checkbox"/> Weakens
15	Fire		<input type="checkbox"/> Not Notable	33	Air		<input type="checkbox"/> Not Notable
16	Earth	House 6	<input type="checkbox"/> Strengthens	34	Water	House 12	<input type="checkbox"/> Strengthens
17	Earth		<input type="checkbox"/> Weakens	35	Water		<input type="checkbox"/> Weakens
18	Earth		<input type="checkbox"/> Not Notable	36	Water		<input type="checkbox"/> Not Notable

Note which triplet of decans (i.e., which astrological Houses) you've marked as "☐ Strengthens" and which you've marked as "☐ Weakens." Log the results in the two charts below.

Houses where the elemental dignities of the decans STRENGTHEN.		
<input type="checkbox"/> House 1. Present status.	<input type="checkbox"/> House 5. Happiness.	<input type="checkbox"/> House 9. Expansion, faith.
<input type="checkbox"/> House 2. Money matters.	<input type="checkbox"/> House 6. Job, health.	<input type="checkbox"/> House 10. Life purpose.
<input type="checkbox"/> House 3. Thoughts, mental.	<input type="checkbox"/> House 7. Love, relations.	<input type="checkbox"/> House 11. Future.
<input type="checkbox"/> House 4. Past influences.	<input type="checkbox"/> House 8. The unseen.	<input type="checkbox"/> House 12. Life challenges.

The Houses marked in the above chart correspond to areas of life that support your personal objectives, where greater focus and devotion to those areas of life will set you on the path toward manifesting your higher purpose and calling as ordained by the Divine.

Houses where the elemental dignities of the decans WEAKEN.		
<input type="checkbox"/> House 1. Present status.	<input type="checkbox"/> House 5. Happiness.	<input type="checkbox"/> House 9. Expansion, faith.
<input type="checkbox"/> House 2. Money matters.	<input type="checkbox"/> House 6. Job, health.	<input type="checkbox"/> House 10. Life purpose.
<input type="checkbox"/> House 3. Thoughts, mental.	<input type="checkbox"/> House 7. Love, relations.	<input type="checkbox"/> House 11. Future.
<input type="checkbox"/> House 4. Past influences.	<input type="checkbox"/> House 8. The unseen.	<input type="checkbox"/> House 12. Life challenges.

The Houses marked in the above chart correspond to areas of life that tend to come in conflict with or challenge your pursuit of your higher purpose and calling. These tends to be tension between the corresponding areas of life to these houses and the endeavor or matter inquired about in the OOTK divination.

Optional. You can also read the triplet of cards in each of the notable houses as a three-card reading on the corresponding area of life of that house. For the houses marked where decans STRENGTHEN, the three card readings are divinatory messages that the Divine imparts to you. For the houses marked where decans WEAKEN, read the cards as warning or advice that needs to be heeded. These are notes of caution.

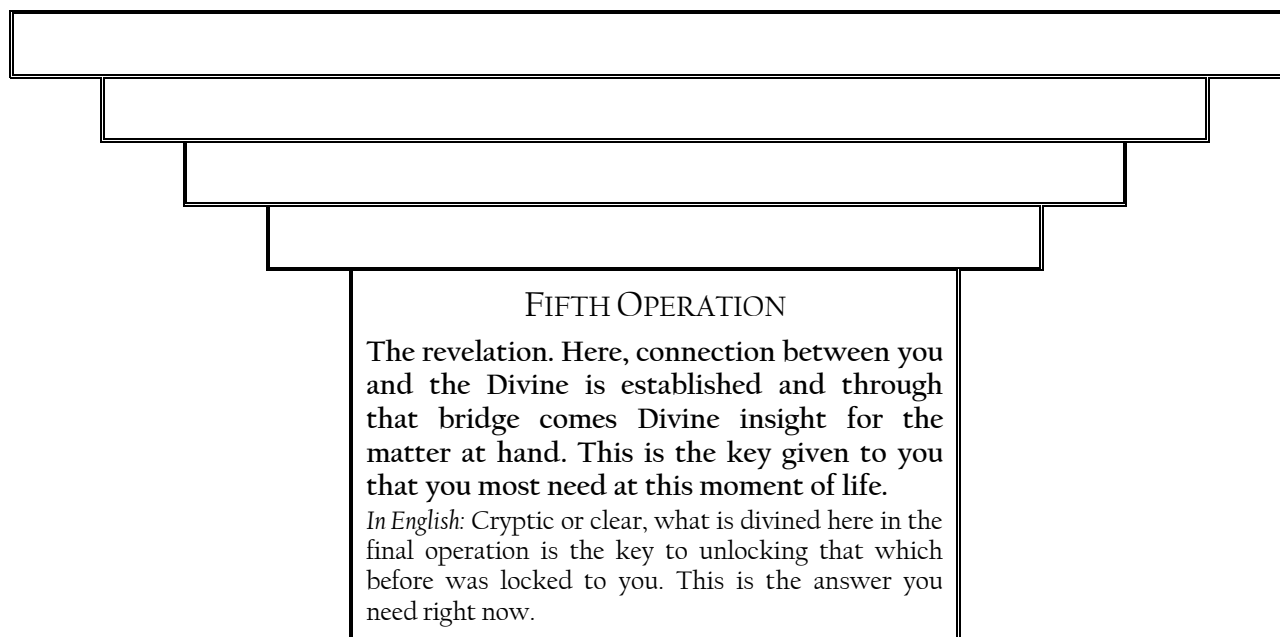
Note the Houses where the elemental essence of the tarot cards and the decans STRENGTHEN. Identify all the STRENGTHEN Houses again. Then note the corresponding element of each STRENGTHEN House. For example, House 1 is Fire, House 2 is Earth, House 3 is Air, etc. Altogether, assessing all the elemental dignities of the STRENGTHEN Houses in totality, which one element seems to dominate? Note it in the space below.

The above is logged here as it may be useful later at the close of the Fifth Operation...

Fifth Operation | Key: the Answer to the Question

The Tree of Life

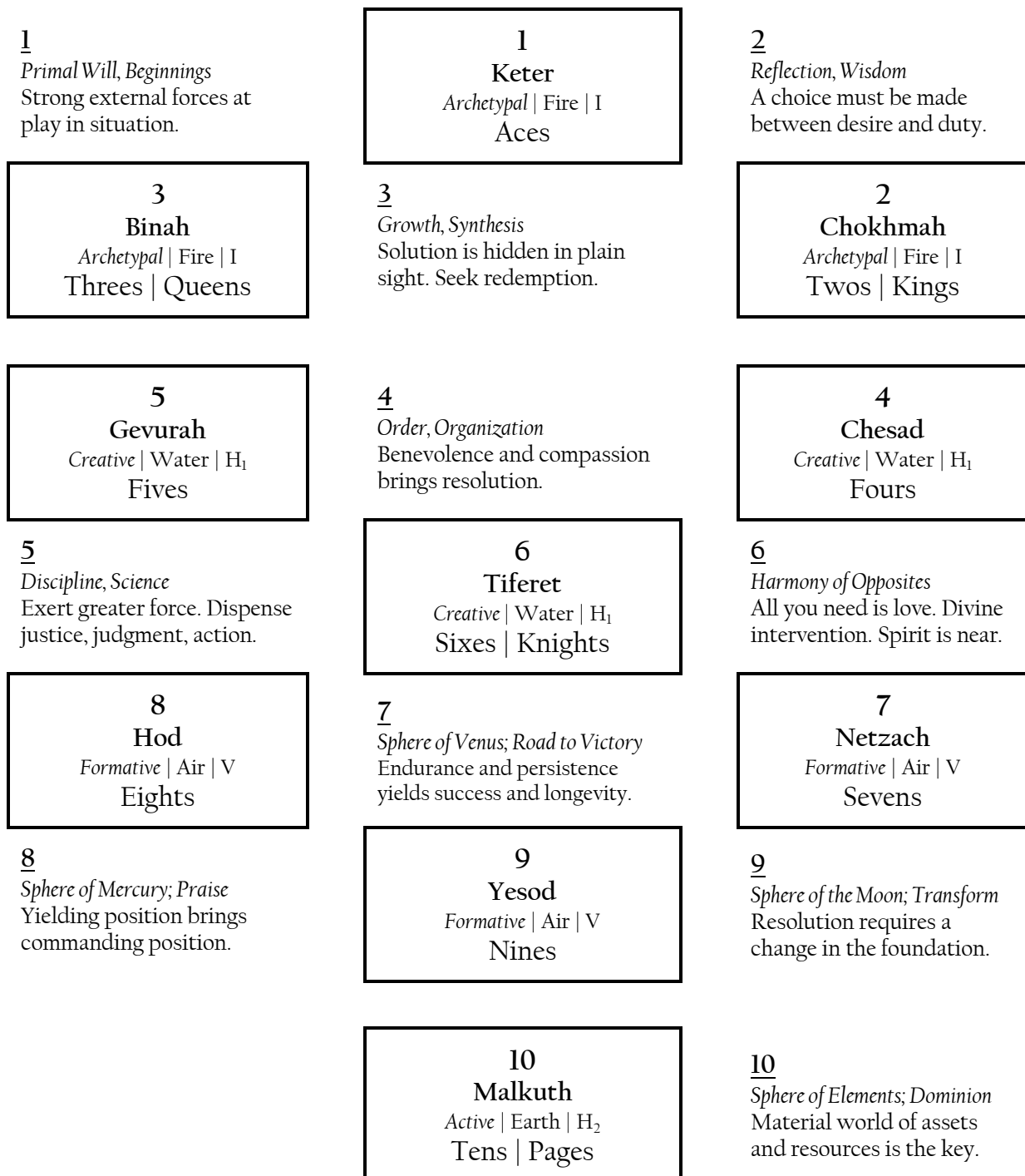
First Operation	Second Operation	Third Operation	Fourth Operation	Fifth Operation
<i>Four Worlds; IHVH</i>	<i>Twelve Houses</i>	<i>Twelve Signs</i>	<i>Thirty-Six Decans</i>	<i>Tree of Life</i>
Theme and Main Narrative	Path and Finding the Key to Success	Critical Timing for the Matter at Hand	The Context: General Life Reading	Key: the Answer to the Question
<ul style="list-style-type: none"> • Four pile cut • Card counting • Read narrative • Card pairing 	<ul style="list-style-type: none"> • Twelve piles, cards face down • Read narrative • Card pairing 	<ul style="list-style-type: none"> • Timing and narrative, or • Zodiac spread: read top card 	<ul style="list-style-type: none"> • Twelve three-card readings • Zodiac spread: the dignities 	<ul style="list-style-type: none"> • Tree of life spread • Interpreting the sephira • Read narrative



Sephiroth is the plural form of sephira. The ten sephiroth on the Tree of Life represent ten Divine Emanations, or ten different vibrational frequencies of consciousness availed to Man in order to ascend and connect with the Divine. The sephiroth represent the ten points of consciousness that enable ascension and communion with the Divine, connecting the physical plane with the spirit archetypal world.

Collect the cards after the Fourth Operation and shuffle once more. Deal the entire pack of cards into ten piles, face down, forming the Tree of Life spread. The tarot spread layout is provided on the subsequent page. Starting with Keter, make your way through the sephiroth in search of the SIG. Locate the sephira that the SIG. is in. Then read the cards in that pile as a narrative. The narrative is the Key. Here in the Fifth Operation, you will have opened the divinatory Key. The sephira correspondence and the narrative is the revelation, the message after your direct communion with the Divine.

Diagram for the Tree of Life Spread



If you are not familiar with the correspondences for the ten sephiroth, a rudimentary study guide is provided for reference to help you with interpretation of the Fifth Operation.

VIDEO TUTORIALS CHECKLIST	<input type="checkbox"/> 08. Fifth Operation <input type="checkbox"/> 09. Fifth Operation Commentary
STUDY GUIDES CHECKLIST	<input type="checkbox"/> Learning the Ten Sephiroth and Kabbalistic Tree of Life

Analytical Approach to the Fifth Operation:

#	Question to ask	Your answer per Fifth Operation results
1	Which sephira card pile does the significator appear in?	
2	What is the metaphysical significance of that sephira? <i>Note.</i> If you are not familiar with the Tree of Life, a supplemental study guide is provided. Consult the guide for reference.	
3	Does the sephira mirror the World (from the Opening of the Four Worlds) that the SIG. appeared in for the First Operation? Per elemental dignities, does the sephira vs. IHVH result amplify or conflict? <i>Recall from the First Operation:</i> <div style="display: flex; justify-content: space-around; align-items: flex-start;"> <div style="text-align: center;"> <div style="border: 1px solid black; padding: 5px; width: 40px;">H 2</div> <p>Assiah Active World</p> </div> <div style="text-align: center;"> <div style="border: 1px solid black; padding: 5px; width: 40px;">V</div> <p>Yetzirah Formative World</p> </div> <div style="text-align: center;"> <div style="border: 1px solid black; padding: 5px; width: 40px;">H 1</div> <p>Briah Creative World</p> </div> <div style="text-align: center;"> <div style="border: 1px solid black; padding: 5px; width: 40px;">I</div> <p>Atziluth Archetypal World</p> </div> </div> <div style="display: flex; justify-content: space-between; margin-top: 10px;"> <div>10 Malkuth</div> <div>7 Netzach</div> <div>4 Chesad</div> <div>1 Keter</div> </div> <div style="display: flex; justify-content: space-between; margin-top: 5px;"> <div>8 Hod</div> <div>5 Gevurah</div> <div>2 Chokhmah</div> </div> <div style="display: flex; justify-content: space-between; margin-top: 5px;"> <div>9 Yesod</div> <div>6 Tiferet</div> <div>3 Binah</div> </div>	<p><i>Is the sephira of SIG. in same World?</i></p> <p><input type="checkbox"/> YES <input type="checkbox"/> NO</p> <p><i>Elemental Dignities:</i></p> <p><input type="checkbox"/> Amplify <input type="checkbox"/> Conflict <input type="checkbox"/> Neutral</p> <p><i>Per elemental dignities, does the sephira <u>amplify</u> the element of the World?</i></p> <p><input type="checkbox"/> YES <input type="checkbox"/> NO</p>
4	Any cards in the actual pile corresponding with the cards written in the diagram on the preceding page? (E.g., An Ace in the Keter sephira, or a King card appearing in Chokhmah.)	<p><input type="checkbox"/> YES <i>If yes, note the specifics below.</i> <input type="checkbox"/> NO</p>

5	<p>Is the dominant element from the cards in the actual sephira pile:</p> <p><input type="checkbox"/> (1) the same as or</p> <p><input type="checkbox"/> (2) strengthening the corresponding element of the sephira?</p>	<p><input type="checkbox"/> YES</p> <p><input type="checkbox"/> NO</p>																
<table style="width: 100%; border-collapse: collapse;"> <tr> <td style="text-align: center;">Earth</td> <td style="text-align: center;">Air</td> <td style="text-align: center;">Water</td> <td style="text-align: center;">Fire</td> </tr> <tr> <td style="text-align: center;">10 Malkuth</td> <td style="text-align: center;">7 Netzach</td> <td style="text-align: center;">4 Chesad</td> <td style="text-align: center;">1 Keter</td> </tr> <tr> <td></td> <td style="text-align: center;">8 Hod</td> <td style="text-align: center;">5 Gevurah</td> <td style="text-align: center;">2 Chokhmah</td> </tr> <tr> <td></td> <td style="text-align: center;">9 Yesod</td> <td style="text-align: center;">6 Tiferet</td> <td style="text-align: center;">3 Binah</td> </tr> </table>			Earth	Air	Water	Fire	10 Malkuth	7 Netzach	4 Chesad	1 Keter		8 Hod	5 Gevurah	2 Chokhmah		9 Yesod	6 Tiferet	3 Binah
Earth	Air	Water	Fire															
10 Malkuth	7 Netzach	4 Chesad	1 Keter															
	8 Hod	5 Gevurah	2 Chokhmah															
	9 Yesod	6 Tiferet	3 Binah															
6	<p>If <input checked="" type="checkbox"/> YES to <i>any</i> of the questions 3 through 5, then the Key has been successfully revealed to the querent.</p>																	
7	<p>Has the Key been revealed to the querent?</p>	<p><input type="checkbox"/> YES</p> <p><input type="checkbox"/> NO</p>																
<p>If <input checked="" type="checkbox"/> YES to 7:</p>																		
<p>Direct communion with the Divine has been established and the narrative or string of cards in the sephira of the signficator is the divinatory message for the seeker. The gateway between the physical and metaphysical, the realm of Man and the realm of Heaven has been opened and the Key revealed.</p>																		
<p>Your Notes Log divinatory results.</p>																		
<div style="border: 1px solid black; padding: 5px;"> <p>The Key. Note the cards in the narrative in the order as they appear within the sephira, including the positioning of the signficator.</p> <p>Space for a possible eighth card is provided below, but if there are only seven cards, then cross out the eighth card space or write in "N/A."</p> <table border="1" style="width: 100%; border-collapse: collapse; text-align: center;"> <tr> <td style="width: 25%;">First Card</td> <td style="width: 25%;">Second Card</td> <td style="width: 25%;">Third Card</td> <td style="width: 25%;">Fourth Card</td> </tr> <tr> <td style="height: 40px;"></td> <td></td> <td></td> <td></td> </tr> <tr> <td>Fifth Card</td> <td>Sixth Card</td> <td>Seventh Card</td> <td>Eighth Card</td> </tr> <tr> <td style="height: 40px;"></td> <td></td> <td></td> <td></td> </tr> </table> </div>			First Card	Second Card	Third Card	Fourth Card					Fifth Card	Sixth Card	Seventh Card	Eighth Card				
First Card	Second Card	Third Card	Fourth Card															
Fifth Card	Sixth Card	Seventh Card	Eighth Card															
<div style="border: 1px solid black; padding: 5px;"> <p>In 1-3 sentences, sum up the narrative of the cards noted above.</p> <div style="border: 1px solid black; height: 80px; width: 100%; margin-top: 5px;"></div> </div>																		

If through this OOTK procedure the Key has been revealed to you (i.e., you marked ☒ YES to 7), then take time to sit with the narrative of cards in the sephira of your SIG. and free-write intuitively to try to channel further messages and divinatory meanings from the narrative. Log the channeled free-write below or if you need more space, on a separate sheet.

Optional Additional Elemental Assessment

Note the element that dominates among the cards in the narrative (or elements, plural, if there is equal dominance among more than one).

Below, note the corresponding element of the World from the First Operation, the house and sign from the Second and Third Operation, and the final dominating element from the Fourth Operation.

First Operation	Second Operation	Third Operation	Fourth Operation

Note elemental dignities between the narrative that is the Key (Fifth Operation) and the dominating element of the previous operations.

Key & First Operation	Key & Second Operation	Key & Third Operation	Key & Fourth Operation
<input type="checkbox"/> Amplify & Support <input type="checkbox"/> Conflict & Weaken <input type="checkbox"/> Neutral	<input type="checkbox"/> Amplify & Support <input type="checkbox"/> Conflict & Weaken <input type="checkbox"/> Neutral	<input type="checkbox"/> Amplify & Support <input type="checkbox"/> Conflict & Weaken <input type="checkbox"/> Neutral	<input type="checkbox"/> Amplify & Support <input type="checkbox"/> Conflict & Weaken <input type="checkbox"/> Neutral
Notes	Notes	Notes	Notes

If <input checked="" type="checkbox"/> NO to 7:	The Key was not revealed to you because at this time, you are not ready to receive the revelation. However, not all is lost. The OOTK provides many insights on why you are not presently ready for Divine communion, and why the time is not yet ripe for the answer to be given.	
	If the Key was not revealed to you in the OOTK, run the following assessment to better understand your results.	
	FIRST OPERATION	
	What area of your life do you need to focus your energies on right now? [Per the Opening of the Four Worlds, or the IHVH Card Piles]	
	Summarize the takeaway point from the narrative, or string.	
	Summarize the takeaway point from the card pairing procedure.	
	SECOND OPERATION	
	How do you get to where you want to be? [House Pile of Significator and String Narrative]	
	What area of life is linked to improving the status quo? [Note astrological house correspondence]	
	THIRD OPERATION (Case Method)	
What time period do you need to be mindful of? <i>Note.</i> Here, if the Key was not revealed during the OOTK, reflect on the divinatory result of timing in the Third Operation. Oftentimes the timing noted here will answer to you why you weren't ready to receive the revelation.		

	<p>Also, what are some of the qualities associated with this zodiac sign?</p> <p>Perhaps these are the qualities you need to develop in yourself before you're ready for the Key.</p> <p>[Note astrological sign correspondence]</p>	
	<p>FOURTH OPERATION (Astrological Approach)</p>	
	<p>After the decan to tarot card elemental analysis, note the houses that were marked "WEAKEN."</p> <p>These houses correspond to areas of life that you'll want to devote greater attention to in a way that will enable that part of your life to work more harmoniously with the other parts of your life. Consider shadow work or further inner reflection on your experiences with these areas of life. When the weaknesses have been neutralized, then you will be ready to receive the Key.</p>	
	<p>At the close of the operation, what was the dominant element?</p> <p>Correspondences to that element are qualities you may need to develop further in yourself before you're ready for the Key.</p> <p>[Note last prompt in the Fourth Operation section of this workbook.]</p>	



VIDEO TUTORIALS	<input type="checkbox"/> 10. Closing Remarks
-----------------	--